

Student  
Book

2

Third Edition




# Person to Person

Communicative Speaking and Listening Skills

Jack C. Richards   David Bycina   Ingrid Wisniewska

OXFORD



Student  
Book

2

Third Edition

# Person to Person

Communicative Speaking and Listening Skills

Jack C. Richards

David Bycina

Ingrid Wisniewska

OXFORD  
UNIVERSITY PRESS

OXFORD

UNIVERSITY PRESS

198 Wootton Avenue  
New York, NY 10016 USA

Great Clarendon Street, Oxford OX2 6DQ UK

Oxford University Press is a department of the University of Oxford.  
It fulfills the University's objective of excellence in research, scholarship,  
and education by publishing worldwide in

Oxford, New York

Auckland, Cape Town, Dar es Salaam, Hong Kong, Karachi

Kuala Lumpur, Madrid, Melbourne, Mexico City, Nairobi

New Delhi, Shanghai, Taipei, Toronto

With offices in

Argentina, Austria, Brazil, Chile, Czech Republic, France, Greece

Guatemala, Hungary, Italy, Japan, Poland, Portugal, Singapore

Saudi Arabia, Switzerland, Thailand, Turkey, Ukraine, Vietnam

OXFORD and OXFORD ENGLISH are registered trademarks of  
Oxford University Press

© Oxford University Press 2005

Database right Oxford University Press maker

Library of Congress Cataloguing-in-Publication Data

Richards, Jack C.

Person to person communicative speaking and listening skills, Jack

C. Richards, David Bycina, Ingrid Wisniewska.—3rd ed

p. cm

Contents: Student book 1—Student book 2

Rev. ed. of New person to person student book, New York: Oxford University

Press, c1995.

ISBN-10: 0194302154 (student book 1)

ISBN-10: 0194302166 (student book 2)

ISBN-10: 0194302154 (student book 2 with CD)

ISBN-13: 978-0-19-430215-9 (student book 2 with CD)

(hbk.)

1. English language—Textbooks for foreign speakers. 2. English language—

Spoken English—Problems, exercises, etc. 3. Oral communication—Problems,

exercises, etc. 4. Listening—Problems, exercises, etc. I. Bycina, David. II.

Wisniewska, Ingrid. III. Richards, Jack C. New person to person student book.

IV. Title.

PE1123.R46 2005

428.374-dc22

2004066483

No unauthorized photocopying

All rights reserved. No part of this publication may be reproduced,  
stored in a retrieval system, or transmitted, in any form or by any means,  
without the prior permission in writing of Oxford University Press,  
or as expressly permitted by law, or under terms agreed with the appropriate  
copyright clearance organization. Enquiries concerning reproduction outside  
the scope of the above should be sent to the ELT Rights Department, Oxford  
University Press, at the address above.

You must not circulate this book in any other binding or cover,  
and you must impose this same condition on any acquirer.

Any websites referred to in this publication are to the public domain and  
their addresses are provided by Oxford University Press for information only.  
Oxford University Press disclaims any responsibility for the content.

Executive Publisher: Nancy Leonard

Senior Acquisitions Editor: Chris Balderson

Senior Editor: Patricia O'Hall

Associate Editor: Amy L. Hawley

Assistant Editors: Hannah Sjö, Kate Schubert

Art Director: Mai-Britt Hagsted

Senior Designer: Claudia Carlson

Art Editor: Elizabeth Munster

Production Manager: Shweta Persaud

Production Controller: Eric Wong

ISBN-13: 978-0-19-430215-9

ISBN-10: 0194302166

Printed in Hong Kong

1 0 8 7 6 5 4 3 2 1

ALSO AVAILABLE FROM

Consider the following titles by Lewis E. Landford

East Africa pp. 67, 105, 113, 114, 116, 117, 118, 119, 120, 121, 122, 123, 124, 125, 126, 127, 128, 129, 130, 131, 132, 133, 134, 135, 136, 137, 138, 139, 140, 141, 142, 143, 144, 145, 146, 147, 148, 149, 150, 151, 152, 153, 154, 155, 156, 157, 158, 159, 160, 161, 162, 163, 164, 165, 166, 167, 168, 169, 170, 171, 172, 173, 174, 175, 176, 177, 178, 179, 180, 181, 182, 183, 184, 185, 186, 187, 188, 189, 190, 191, 192, 193, 194, 195, 196, 197, 198, 199, 200, 201, 202, 203, 204, 205, 206, 207, 208, 209, 210, 211, 212, 213, 214, 215, 216, 217, 218, 219, 220, 221, 222, 223, 224, 225, 226, 227, 228, 229, 230, 231, 232, 233, 234, 235, 236, 237, 238, 239, 240, 241, 242, 243, 244, 245, 246, 247, 248, 249, 250, 251, 252, 253, 254, 255, 256, 257, 258, 259, 260, 261, 262, 263, 264, 265, 266, 267, 268, 269, 270, 271, 272, 273, 274, 275, 276, 277, 278, 279, 280, 281, 282, 283, 284, 285, 286, 287, 288, 289, 290, 291, 292, 293, 294, 295, 296, 297, 298, 299, 300, 301, 302, 303, 304, 305, 306, 307, 308, 309, 310, 311, 312, 313, 314, 315, 316, 317, 318, 319, 320, 321, 322, 323, 324, 325, 326, 327, 328, 329, 330, 331, 332, 333, 334, 335, 336, 337, 338, 339, 340, 341, 342, 343, 344, 345, 346, 347, 348, 349, 350, 351, 352, 353, 354, 355, 356, 357, 358, 359, 360, 361, 362, 363, 364, 365, 366, 367, 368, 369, 370, 371, 372, 373, 374, 375, 376, 377, 378, 379, 380, 381, 382, 383, 384, 385, 386, 387, 388, 389, 390, 391, 392, 393, 394, 395, 396, 397, 398, 399, 400, 401, 402, 403, 404, 405, 406, 407, 408, 409, 410, 411, 412, 413, 414, 415, 416, 417, 418, 419, 420, 421, 422, 423, 424, 425, 426, 427, 428, 429, 430, 431, 432, 433, 434, 435, 436, 437, 438, 439, 440, 441, 442, 443, 444, 445, 446, 447, 448, 449, 450, 451, 452, 453, 454, 455, 456, 457, 458, 459, 460, 461, 462, 463, 464, 465, 466, 467, 468, 469, 470, 471, 472, 473, 474, 475, 476, 477, 478, 479, 480, 481, 482, 483, 484, 485, 486, 487, 488, 489, 490, 491, 492, 493, 494, 495, 496, 497, 498, 499, 500, 501, 502, 503, 504, 505, 506, 507, 508, 509, 510, 511, 512, 513, 514, 515, 516, 517, 518, 519, 520, 521, 522, 523, 524, 525, 526, 527, 528, 529, 530, 531, 532, 533, 534, 535, 536, 537, 538, 539, 540, 541, 542, 543, 544, 545, 546, 547, 548, 549, 550, 551, 552, 553, 554, 555, 556, 557, 558, 559, 560, 561, 562, 563, 564, 565, 566, 567, 568, 569, 570, 571, 572, 573, 574, 575, 576, 577, 578, 579, 580, 581, 582, 583, 584, 585, 586, 587, 588, 589, 590, 591, 592, 593, 594, 595, 596, 597, 598, 599, 600, 601, 602, 603, 604, 605, 606, 607, 608, 609, 610, 611, 612, 613, 614, 615, 616, 617, 618, 619, 620, 621, 622, 623, 624, 625, 626, 627, 628, 629, 630, 631, 632, 633, 634, 635, 636, 637, 638, 639, 640, 641, 642, 643, 644, 645, 646, 647, 648, 649, 650, 651, 652, 653, 654, 655, 656, 657, 658, 659, 660, 661, 662, 663, 664, 665, 666, 667, 668, 669, 670, 671, 672, 673, 674, 675, 676, 677, 678, 679, 680, 681, 682, 683, 684, 685, 686, 687, 688, 689, 690, 691, 692, 693, 694, 695, 696, 697, 698, 699, 700, 701, 702, 703, 704, 705, 706, 707, 708, 709, 710, 711, 712, 713, 714, 715, 716, 717, 718, 719, 720, 721, 722, 723, 724, 725, 726, 727, 728, 729, 730, 731, 732, 733, 734, 735, 736, 737, 738, 739, 740, 741, 742, 743, 744, 745, 746, 747, 748, 749, 750, 751, 752, 753, 754, 755, 756, 757, 758, 759, 760, 761, 762, 763, 764, 765, 766, 767, 768, 769, 770, 771, 772, 773, 774, 775, 776, 777, 778, 779, 780, 781, 782, 783, 784, 785, 786, 787, 788, 789, 790, 791, 792, 793, 794, 795, 796, 797, 798, 799, 800, 801, 802, 803, 804, 805, 806, 807, 808, 809, 810, 811, 812, 813, 814, 815, 816, 817, 818, 819, 820, 821, 822, 823, 824, 825, 826, 827, 828, 829, 830, 831, 832, 833, 834, 835, 836, 837, 838, 839, 840, 841, 842, 843, 844, 845, 846, 847, 848, 849, 850, 851, 852, 853, 854, 855, 856, 857, 858, 859, 860, 861, 862, 863, 864, 865, 866, 867, 868, 869, 870, 871, 872, 873, 874, 875, 876, 877, 878, 879, 880, 881, 882, 883, 884, 885, 886, 887, 888, 889, 890, 891, 892, 893, 894, 895, 896, 897, 898, 899, 900, 901, 902, 903, 904, 905, 906, 907, 908, 909, 910, 911, 912, 913, 914, 915, 916, 917, 918, 919, 920, 921, 922, 923, 924, 925, 926, 927, 928, 929, 930, 931, 932, 933, 934, 935, 936, 937, 938, 939, 940, 941, 942, 943, 944, 945, 946, 947, 948, 949, 950, 951, 952, 953, 954, 955, 956, 957, 958, 959, 960, 961, 962, 963, 964, 965, 966, 967, 968, 969, 970, 971, 972, 973, 974, 975, 976, 977, 978, 979, 980, 981, 982, 983, 984, 985, 986, 987, 988, 989, 990, 991, 992, 993, 994, 995, 996, 997, 998, 999, 1000

Cover photography: Dennis Kitchen Studio

Local and studio photography by: Dennis Kitchen Studio pp. 2, 6, 10, 14, 15, 22,  
28, 35, 40, 41, 42, 44, 45, 60, 66, 70, 74, 81, 84, 94, 100, Kjetil Dina p. 28,  
52

The publishers would like to thank the following for their permission to reproduce photo-  
graphs: Alamy, Barnastock p.3 (talking on cell phone); Brand X Pictures p.5  
(students working); Chris McCann p.28 (eyes); David Cook/bettmann.com p.29 (bicycle); Design Pics Inc. p.7 (ben-  
nisk Dynamic Complex Group p.2 (shaking hands)); iDL Image Group Ltd p.69,  
111 (fancy hotel); Lanny Ziering p.7 (rock band); Leslie Garland Picture Library  
p.57 (kettle); Maxilian Wernsdorfer p.57 (kate pers); Paul Springer p.40 (bringer  
sampling); PhotoAction Picture Library p.49 (men on cell); SCPhoto p.71,  
Victoria Peak; Swire p.57 (sauna); Warner Photography.com p.90 (kite  
surfing); Benmar/CORBIS p.96 (Ernie Lee); Jonathan Bailey/CORBIS p.7 (walking  
plaza); Claudia Carlson pp.26 (elderly reunion), 30 (text message); Foodnet p.57  
(intender); Lisa Truitt p.57 (new cooker); Jules Andersen Lodge p.62 (roadhouse  
ledge); PhotoDisc Greenleaf Holdings p.28 (woman on cell); Robert Harding World Imagery p.71 (old Chinatown); Stone pp.70 (Sydney  
Opera House); 73 (Senga safari); Jess Kopp p.44 (terrace street); TedLance  
Atkinson p.7 (chess); Chris Ladd p.72 (Route); Tim Hall p.83 (restaurant); The  
Image Bank/Grant Faint p.10 (Grand Bazaar)

Special thanks to: City University of New York Graduate Center, The New York  
Public Library Science, Industry and Business Library

The publishers would like to thank the following people for their help in developing this  
edition: Laura MacGregor, Tokyo, Japan; Su-Wai Wang, Taiwan; and Mas-  
Wakazono, Tokyo, Japan

The publishers would like to thank the following OUP staff for their support and assistance:  
Saeed Shrivastava and Tom Yoshida

Richards, Jack C. (ed.) **Person to Person Student Book 2: Communicative Speaking and Listening Skills** (Jack C. Richards, David Bycina, Ingrid Wisniewska)

تعداد: 1000 نسخه  
موضوع: آموزش زبان انگلیسی  
نویسنده: ریچاردز، جک سی.  
موضوع: مهارت‌های شنیداری و نوشتاری

فهرست مطالب:  
1. مهارت‌های شنیداری  
2. مهارت‌های نوشتاری  
3. مهارت‌های گفتاری  
4. مهارت‌های نوشتاری  
5. مهارت‌های شنیداری  
6. مهارت‌های نوشتاری

ISBN: 0194302166  
ISBN: 978-0194302166

Person to Person  
Student Book 2

Jack C. Richards مؤلف  
ناشر انتشارات جنگل، جاوهانه  
نوبت چاپ: اول  
قطع و نیراز: رحلی، 2005 نسخه  
مجموعه لینوکس، فی، جنب و صحافی: جنگل

0194302166 - 9780194302166  
www.junglepub.org

## To the Student

Welcome to *Person to Person*. Let's take a look at the sections of the units.

- Conversations** The two conversations present examples of the language you will be studying. You can listen to them on the CD in class or at home.
- Give it a Try** This section teaches the language points from the conversations. You will focus on each one separately and then practice them with a partner.
- Listen to This** The listening section gives you real-life listening tasks that help you review your understanding of the language from the unit. You answer questions or complete charts about the listening.
- Let's Talk** These are pair- or group-work activities that ask you to expand on what you have learned. You can use both the language you have learned and your imagination.
- Consider This** "Consider This" presents some interesting facts on a cultural topic related to the theme of the unit. You can use these facts as an introduction to the unit.
- Pronunciation Focus** A pronunciation point related to the language from the unit comes after Conversation 2. This helps you to practice the language in the unit in a more natural way.
- Person to Person** These pages present a problem based on the language from the unit. You and a partner will work together to solve the problem, using the language you have learned, as well as your own ideas and opinions.

In addition to the language presented in each unit, here are some expressions that will be very useful to you — both inside and outside of class.

1. Please say that again.
2. I'm sorry. I don't understand.
3. Please speak more slowly.
4. How do you say \_\_\_\_\_ in English?
5. What does \_\_\_\_\_ mean?
6. I don't know.
7. May I ask a question?
8. How do you spell \_\_\_\_\_?

We hope you find that learning to speak and understand English is easier than you think. Good luck!

# Contents

## Unit 1

Haven't we met before? 2

1. Conversational openings 3
2. Extending the conversation 3
3. Asking if you've met before 4

I've heard a lot about you. 6

1. Introducing friends 7
2. Making small talk (1) 7
3. Making small talk (2) 8

## Unit 2

Where can I get this cleaned? 10

1. Asking where services are located 11
2. Describing buildings 12

Where can I find a clothing store? 14

1. Asking for directions in a store (1) 15
2. Asking for directions in a store (2) 15
3. Asking for directions in a mall 16

## Unit 3

Could I please speak to Jo? 18

1. Asking to speak to someone 19
2. Offering to take a message 19
3. Taking a message 20

I'm sorry. Her line is busy right now. 22

1. Calling for information 23
2. Asking for additional information 23
3. Leaving a message 23

Review: Units 1-3 26

## Unit 4

What can we do? 28

1. Identifying a problem 29
2. Making suggestions 29

What would you do? 32

1. Asking for and giving advice 33
2. Describing consequences 34

## Unit 5

Haven't you heard yet? 36

1. Asking about other people 37
2. Reacting to good and bad news 37
3. Asking for more details 38

Wait a minute. Was she hurt? 40

1. Saying what someone should have done 41
2. Asking for details 41
3. Interrupting and getting back to the story 42

## Unit 6

I feel terrible. 44

1. Talking about symptoms 45
2. Giving, accepting, and refusing advice 45
3. Advising someone not to do something 46

What do you think I should take? 48

1. Asking for advice 49
2. Giving instructions 49
3. Asking about instructions 49

Review: Units 4-6 52

<b>What's this thing?</b>	54	<b>Unit 11</b>	
1. Describing what objects are used for	55	<b>Have you ever tried it?</b>	88
2. Giving instructions	56	1. Discussing experiences (1)	89
		2. Discussing experiences (2)	89
<b>What else do I need?</b>	58	3. Discussing experiences (3)	90
1. Discussing needs and requirements	59	<b>I'll never forget the time I...</b>	92
2. Asking for clarification	59	1. Telling a story	93
3. Talking about consequences	60	2. Responding to someone's story	94
<b>Unit 8</b>		<b>Unit 12</b>	
<b>We'd like to book a hotel.</b>	62	<b>What did you think of it?</b>	96
1. Asking about types of hotels	63	1. Asking and giving opinions	97
2. Asking for details	63	2. Agreeing and disagreeing with opinions	97
3. Making a reservation	64	3. Giving reasons	98
<b>We'd like to check in, please.</b>	66	<b>If you ask me...</b>	100
1. Checking in	67	1. Asking and giving opinions	101
2. Making requests	67	2. Agreeing and adding a reason	101
3. Asking about hotel services	68	3. Seeing the other side	102
<b>Unit 9</b>		<b>Review: Units 10-12</b>	104
<b>If you like shopping...</b>	70	Person to Person Student B pages	106
1. Getting information	71	Audio script	115
2. Discussing possible activities	72		
<b>How do I get there?</b>	74		
1. Asking about public transportation	75		
2. Talking about tours	76		
<b>Review: Units 7-9</b>	78		
<b>Unit 10</b>			
<b>Who's that guy?</b>	80		
1. Asking who someone is	81		
2. Identifying someone	82		
<b>What's she like?</b>	84		
1. Asking what someone is like	85		
2. Discussing qualities	86		

# Conversation 1

## Haven't we met before?

Where can you make friends with people who speak English? Make a list of places.

### CONSIDER THIS

Boy, Snake hands Kiss Hug.



People around the world greet one another in different ways.

In ...	People often greet each other with ...
Canada	a handshake
Thailand	a nod with palms together
France	two or three kisses on both cheeks
China	a nod or slight bow

- How do you usually greet your friends?
- What about people you meet for the first time?

Class CD, Track 2

- Pete: This is a great film festival, isn't it?  
Liz: It sure is. This film looks wonderful.  
Pete: Yes, it does. Have you been to this film festival before?  
Liz: Yes, I was here last year.  
Pete: This is my first time. You know, you look familiar. Haven't we met before?  
Liz: I'm not sure.  
Pete: I think we were in the same computer class last year. With Ms. Clark?  
Liz: I remember you now!  
Pete: My name's Pete. Pete Wilson.  
Liz: I'm Liz Wu. It's good to see you again. Sorry I didn't recognize you at first.  
Pete: Well, my hair was a lot longer then, and I wore glasses.



# GIVE IT A TRY

## 1. Conversational openings

This is a great film festival, isn't it?      I sure is. This film looks wonderful.  
Yes, it is. This film looks very interesting, doesn't it?  
It sure does.  
Yes, it does.

### PRACTICE 1

Class CD 1  
Track 3

Listen to the example. Then start a conversation by choosing one of the openings below. Reverse roles.

#### Openings

1. It's a great party.
2. The food here looks delicious.
3. It's an exciting concert.
4. This course sounds interesting.

#### Responses

1. The music is good.
2. The desserts are fantastic.
3. I love this music.
4. The teacher is really good.

### PRACTICE 2

Take turns starting a conversation in the situations below. Think of as many conversational openings for each situation as you can.



#### Use These Words

- |           |           |
|-----------|-----------|
| crowded   | busy      |
| slow      | late      |
| exciting  | delicious |
| fantastic | nice      |

## 2. Extending the conversation

Have you been to this film festival before?      Yes, I was here last year.  
No, this is my first time.

Is this the first time you've been to this film festival?      Yes, it is. I'm enjoying it a lot.  
No, I was here last year.

### PRACTICE

Class CD 1  
Track 4

Listen to the example. Then take turns starting a conversation in the situations below. Make each conversation as long as possible.

- |                       |                        |                          |
|-----------------------|------------------------|--------------------------|
| 1. at a tennis match  | 3. in a soccer stadium | 5. at a judo competition |
| 2. at a rock festival | 4. at a yoga class     | 6. on a flight           |

### 3. Asking if you've met before

Haven't we met before?  
 I think we've met before, haven't we?  
 Don't I know you from somewhere?  
 I think we met at Sam's birthday party.  
 Weren't you at Sam's birthday party?  
 You were at Sam's birthday party, weren't you?

My name's Pete. Pete Wilson.

I'm not sure. Have we?

Do you?

Oh, yes. I remember you now.  
 Yes, that's right.  
 No, I don't think so.  
 I think you have the wrong person.


I'm Liz Wu.

#### PRACTICE 1

Class CD 1  
 Track 5

Listen to the example. Then ask your partner if you've met before. Use the information below and introduce yourselves.

1. met at Kathy Chan's party
2. used to be neighbors
3. belong to the same gym
4. take the same train in the mornings
5. sat next to each other at a rock concert
6. your idea \_\_\_\_\_



#### PRACTICE 2

Walk around the class and start conversations with other students. Talk about where you met before (your facts can be true or false).

### LISTEN TO THIS

Class CD 1  
 Track 4

**Part 1** Listen to three conversations. Where are they? Write the correct number of the conversation next to each place.

\_\_\_ at a friend's wedding     \_\_\_ at a high school reunion     \_\_\_ in a class

**Part 2** Listen again and write the names of the people and the details of where they met.

	Names	Where did they meet?
1		
2		
3		

**Part 3** Listen to the conversational openings again. Think of some alternative openings for each situation.

## LET'S TALK

**Part 1** On a piece of paper, write three sentences about places or events you have been to.

- I went to Gaitans High School.
- I stayed at the Raffles Hotel in Singapore last year.
- I studied in England for one year.



**Part 2** Work in pairs. Give your piece of paper to your partner. Use the information from the piece of paper to ask if you have met before. Continue the conversation until your teacher says *Stop talking*. Switch partners.

**Part 3** What interesting facts did you learn about your classmates? How much can you remember about each person? Tell the class.

## I've heard a lot about you

What topics do you usually talk about when you first meet someone? Make a list.

Class CD 1, Track 7

- Luis: Hey. Sorry I'm late.  
Liz: That's OK. We just got here. Luis, this is my friend Eun-juo. Eun-juo, this is Luis. We met in class last year.  
Eun-juo: Hi, Luis. Nice to meet you.  
Luis: Hi, Eun-juo. I've heard a lot about you.  
Liz: Luis just got back from Hong Kong.  
Eun-juo: Really? How was it?  
Luis: It was amazing.  
Liz: You went to a rock concert there, didn't you?  
Luis: Yeah, my friends are in a band, so they gave me free tickets.  
Eun-juo: I hear you're a good bass player.  
Luis: You got that. But I haven't played that much recently. Do you play music?  
Eun-juo: Yes, but normally my friends are having a jam session this weekend. Do you want to come? Sound's good!

Class CD 1, Track 7

Listen to the rise and fall of the intonation in these sentences.

Luis, this is my friend Eun-juo.  
Eun-juo, this is Luis.

Listen to the conversation again and notice the intonation.

## GIVE IT A TRY

### 1. Introducing friends

A: Luis, this is my friend Eun-ju. Eun-ju, this is Luis. We met in class last year.

B: Hi, Luis. (It's) nice to meet you.  
(I'm) glad.  
(It's) good.

C: Hello, Eun-ju. (It's) nice to meet you, too.  
(I'm) glad.  
(It's) good.

#### PRACTICE

Class CD 1  
Track 9

Listen to the example. Work in groups. Then introduce one friend to another. Use first names. Take turns making the introductions.

### 2. Making small talk (1)

I hear you're a good bass player.

I'm not bad. Do you play music?

Yes, I do. I play keyboards.

How often do you play?

No, I don't. / I'm afraid I don't.

Whenever I can. / Every weekend.

#### PRACTICE

Class CD 1  
Track 10

Listen to the example. Then ask your partner about the following activities. Reverse roles.



1 musician / play music



2 chess player / play chess



3 cook / like cooking



4 tennis player / play sports

### 3. Making conversation (2)

A: Luis just got back from Hong Kong.

B: Really? How was it?

C: It was amazing.

B: How long were you there?

C: Just five days.

B: What did you do there?

C: I went to a rock concert.

#### PRACTICE

On a separate piece of paper, quickly write down:

1. something you did recently
2. the last place you visited
3. the last movie you saw
4. the last concert you went to

#### Use These Words

fantastic	depressing
awesome	awful
wonderful	scary
cool	weird
beautiful	crazy

Listen to the example. Work in groups. Student A uses one of the items Student B wrote to introduce him or her to Student C. Student C continues the conversation by asking questions.

### LISTEN TO THIS

Class CD 1  
Track 12

**Part 1** Listen to three conversations. Write the main topic of each conversation in the chart.

**Part 2** Listen again and write the first names of the people and how you think they are related to each other.

	Main topic	Names	Relationship
1			
2			
3			

**Part 3** Which conversations were more formal? Which were informal? Which were friendly? Were any unfriendly? How do you know?

## PERSON TO PERSON STUDENTS A AND B

Students A and B look at this page. Students C and D look at page 106.

**Part 1** Students A and B read the information below. Imagine that you and your partner meet at a party for new students. Make small talk and find out five interesting facts about your partner.



**Student A: Samuel / Samantha Wong**

*Your information:*

You went to high school in the U.S.

You like all kinds of sports, especially swimming.

You recently visited relatives in Australia.

You think that you met Student B at a film festival last weekend, but you don't remember his or her name.

**Student B: Christopher / Christine Suzuki**

*Your information:*

You were on the soccer team in high school.

You love music, especially techno and rap.

You recently went rock climbing in India.

You think that you met Student A at a film festival last weekend, but you don't remember his or her name.

**Part 2** Now work with Students C and D. Everyone takes turns introducing his or her partner to the rest of the group. The rest of the group asks questions to continue the conversation.

### Now Try This

Make new groups of four. Introduce your partner to the other two students. Add some information about your partner. It can be true or false. Your partner agrees or disagrees. Continue the conversation.

## 2

# Conversation 1

## Where can I get it cleaned?

Describe what is happening in the picture. How do you think these people are feeling?



- Sandy: Watch out! Oh no, you got coffee on your shirt.  
 Mari: Just my luck! What am I going to do now? I've got my violin recital this afternoon.  
 Sandy: I could lend you a spare T-shirt if you want.  
 Mari: Thanks, but I really need this shirt. Do you know where I can get it cleaned? It has to be really fast.  
 Sandy: Well, I think there's a dry cleaner's in the mall across the street. Or you can try the dry cleaner's on Washington Street. It's next to the King Building.  
 Mari: OK, I'll try the mall first. Where was the other one?  
 Sandy: It's a small dry cleaner's next to the King Building on Washington. About two blocks from here.  
 Mari: Which one is the King Building?  
 Sandy: It's that big glass office building just past the park. It has a green glass dome on the top.  
 Mari: OK. Maybe I'll just go buy a new shirt in the mall, what do you think?  
 Sandy: That might be faster!

### CONSIDER THIS

The world's first shopping mall



The Grand Bazaar in Istanbul, Turkey is the world's oldest shopping mall.

- Built in the 1400s
- More than 4,000 shops and restaurants
- More than 311,000 square meters of shopping

What can you buy there? antiques, books, carpets, rugs, ceramics, jewelry, leather goods, maps, paints, silk, wood products and thousands of other things!

- Where would you like to go shopping?



# GIVE IT A TRY

## 1. Asking where services are located

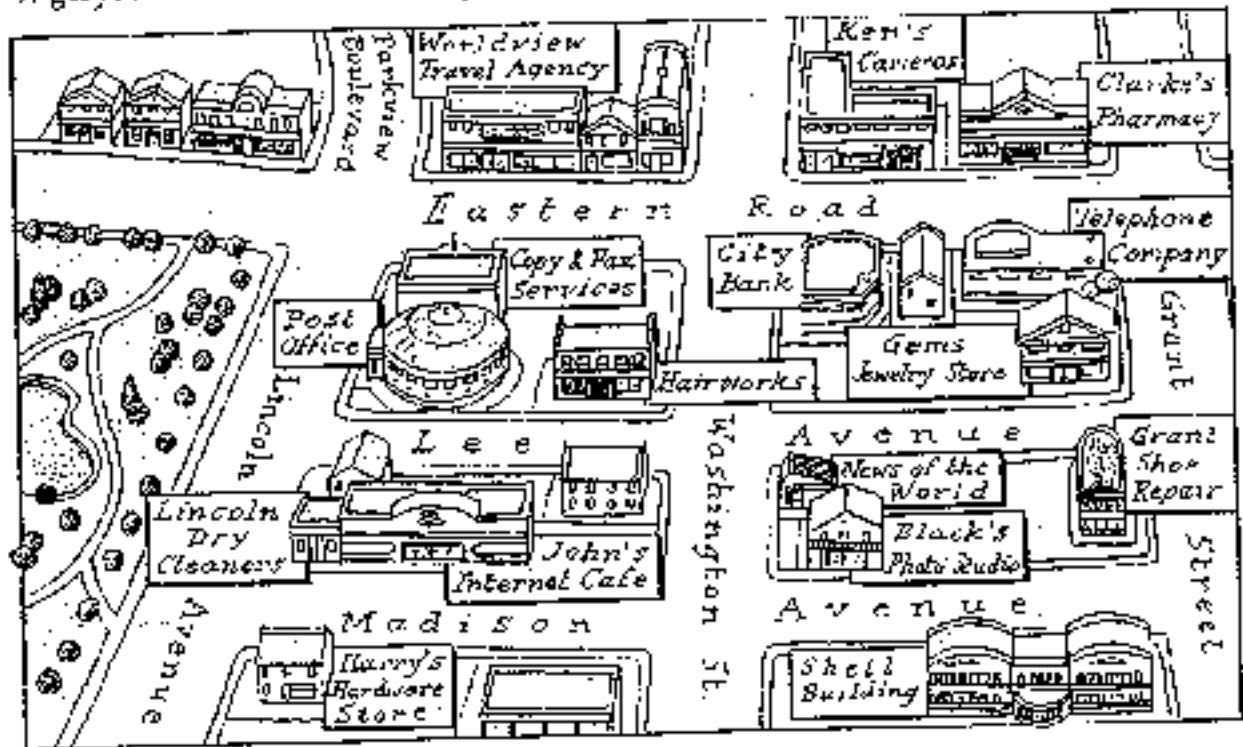
Excuse me, where can I get my suit cleaned?  
 Do you know where I can buy a new shirt?  
 (I think) there's a dry cleaner's in the mall across the street,  
 on the corner of Lincoln Avenue and Lee.  
 You can try the store on Washington Street. It's next to the King Building,  
 about two blocks from here.

### PRACTICE 1

Class CD 1  
Track 14

Listen to the example. Then ask your partner where you can run three of the following errands. Your partner will look at the map to find the answers. Reverse roles.

1. check your e-mail
2. get your watch fixed
3. get your coat cleaned
4. mail a package
5. buy some aspirin
6. get a spare key cut



### PRACTICE 2

Class CD 1  
Track 15

Listen to the example. This time ask your partner where you can run three of these errands. Your partner will look at the map to find the answers. Reverse roles.

1. send a fax
2. get your picture taken
3. buy an airline ticket
4. get your hair cut
5. get some cash
6. get your shoes repaired

## 2. Describing buildings

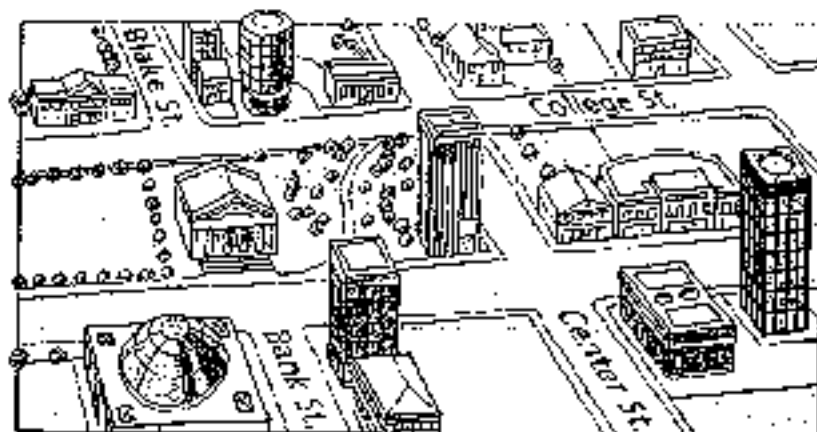
Which one is the King Building?

It's the big glass office building just past the park.

### PRACTICE

Class CD 1  
Task 16

Listen to the example. Student A covers the information for Student B. Student A asks Student B about three of the following buildings. Student B will describe the building and say where it is located. Reverse roles.



### Use These Words

across from	next to
near	just after
just before	on the corner
between	behind

#### Student A

1. the Police Station
2. the Science Museum
3. the Grant Bank Tower
4. the Italian Embassy
5. the Center Department Store
6. the City Reference Library

#### Student B

1. short red brick building
2. old grey stone building with pillars
3. round glass tower
4. short orange building
5. tall red brick building
6. tall black office tower

## LISTEN TO THIS

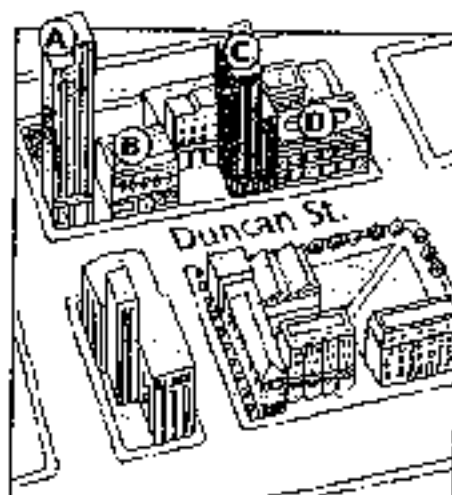
Class CD 1  
Task 12

**Part 1** Listen to the conversation between Kumiko and her friend Bruce. What does Kumiko want to buy?

**Part 2** Listen again and write the letter of the building next to the correct name.

- |                  |                       |
|------------------|-----------------------|
| ___ Metro Hotel  | ___ Manning Building  |
| ___ Sports World | ___ Manville Building |

**Part 3** Describe the location of each building in the picture. What do you think is in each building?



## LET'S TALK

*Part 1* Choose one of the services below and write it in the chart.



Name of service: \_\_\_\_\_

Person's name

Name of place

Location

Building description

*Part 2* Walk around the class and ask ten people where they would get the service done.

*Part 3* Present the results of your survey to the class. Which place was the most popular?

# Where can I find a doctor?

Why do people like or dislike shopping malls? Make a list of reasons for and against.

Class CD 1, Track 18

- Clerk: Could I help you?  
Mari: Yes, could you tell me where I can find a women's clothing store?  
Clerk: There are several women's clothing stores in the mall. There's one on this level, about four stores down from here on your right, just past the drugstore.  
Mari: Thanks a lot!  
Clerk: Yes?  
Woman: Is there a hairdresser in this mall?  
Clerk: Yes, there's one on the third floor. Take the escalator up two flights.  
Woman: Thank you.  
Man: I'm looking for an umbrella. Where can I find them, please?  
Clerk: The best place is Field's Department Store, on the second floor.

Class CD 1, Track 19

Listen to the consonant groups in these words.

shopping                      drugstore  
umbrella                      escalator

Listen to the conversations again to notice the consonant groups.

## GIVE IT A TRY

### 1. Asking for directions in a store (1)

Could you tell me where I can find an umbrella?  
 In the accessories department, on the second floor.

#### PRACTICE

Class CD 1  
Track 20

Listen to the example. Then take turns asking your partner where you can do each of the following things in the store. Use information from the store directory.

- buy a bracelet
- get some perfume
- exchange a man's sweater
- look at video games
- buy a tablecloth
- have lunch

Accessories	2	Jewelry	1
Children's wear	2	Men's fashions	2
Customer service	5	Perfume	1
Electronics	5	Restaurant	5
Furniture	6	Rest rooms	3,5
Health and beauty	1	Toys	4
Home furnishings	4	Women's fashions	3

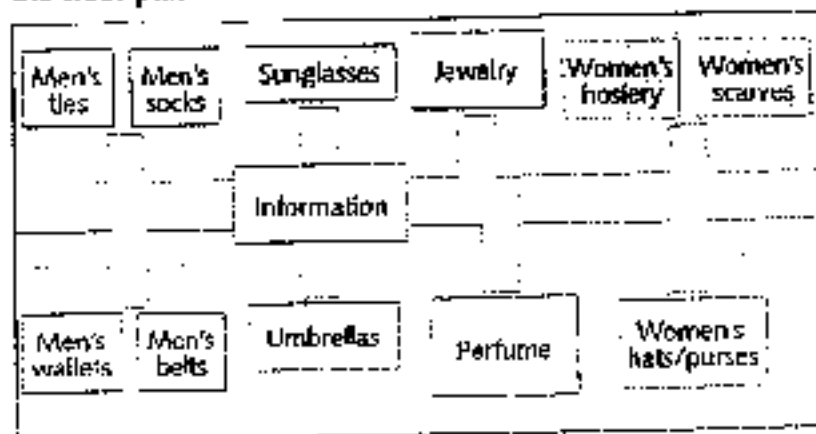
### 2. Asking for directions in a store (2)

I'm looking for an umbrella. Where can I find them, please?  
 Umbrellas are on this floor. Walk down here to your left. They're across from the perfume counter.

#### PRACTICE

Class CD 1  
Track 21

Listen to the example. Think of things you can buy in a department store. Take turns asking your partner where you can buy the things. Use the information from the floor plan.



#### Use These Words

socks	belt
gloves	wallet
sunglasses	scarf
hat	watch
tie	purse

### 3. Asking for directions in a mall

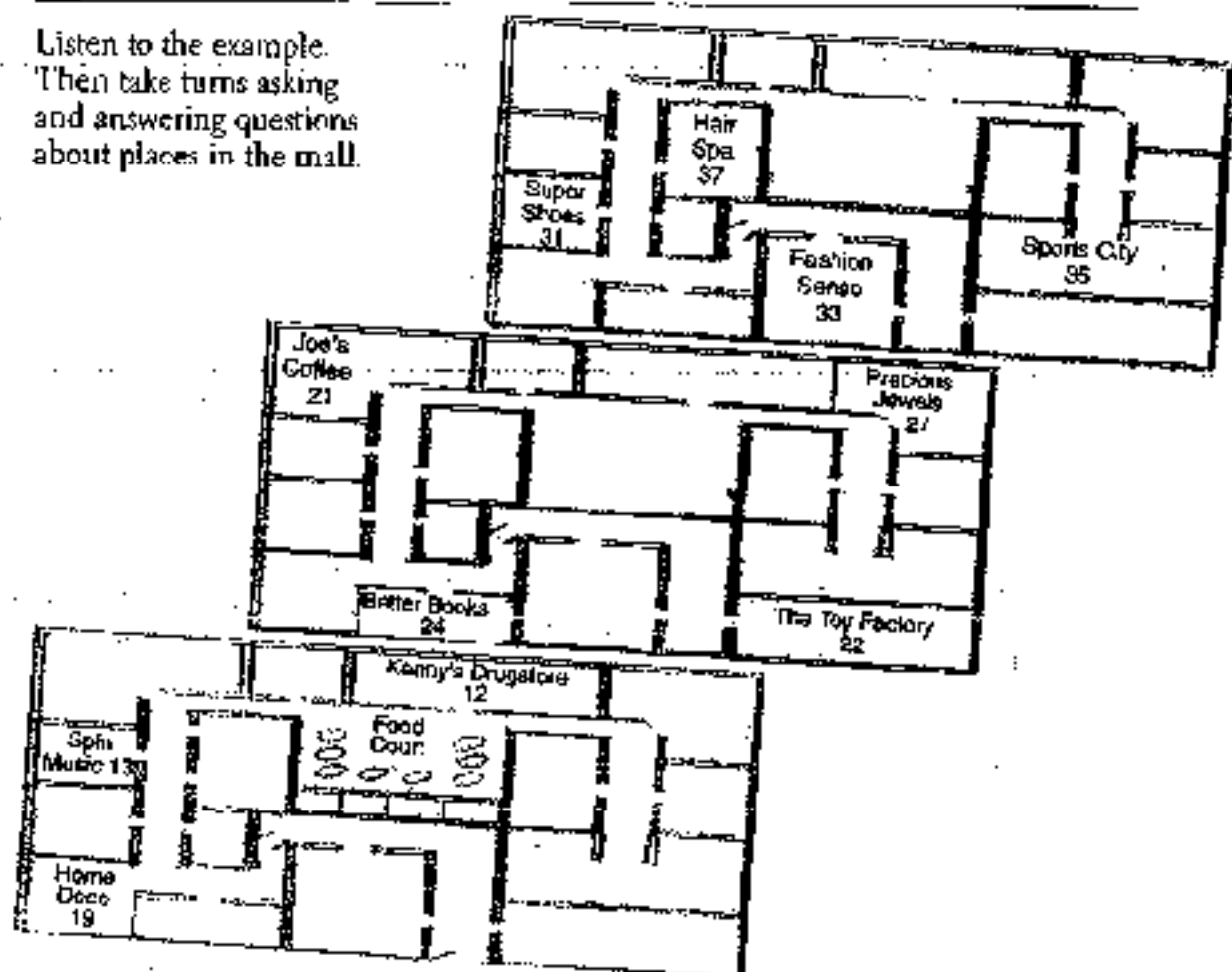
I need to buy a new shirt. Where can I find a women's clothing store?  
Can you tell me where I can find

There is a women's clothing store on this level,  
on the third level,  
about four stores down, just past the drugstore.

#### PRACTICE

Class CD 1  
Track 22

Listen to the example.  
Then take turns asking  
and answering questions  
about places in the mall.



#### LISTEN TO THIS

Class CD 1  
Track 23

**Part 1** Listen to three customers asking for information in a department store. What is each person looking for? Write the item or service in the chart.

**Part 2** Listen again and write down the correct floor and the name of the department.

	Item or service	Floor	Department
1			
2			
3			

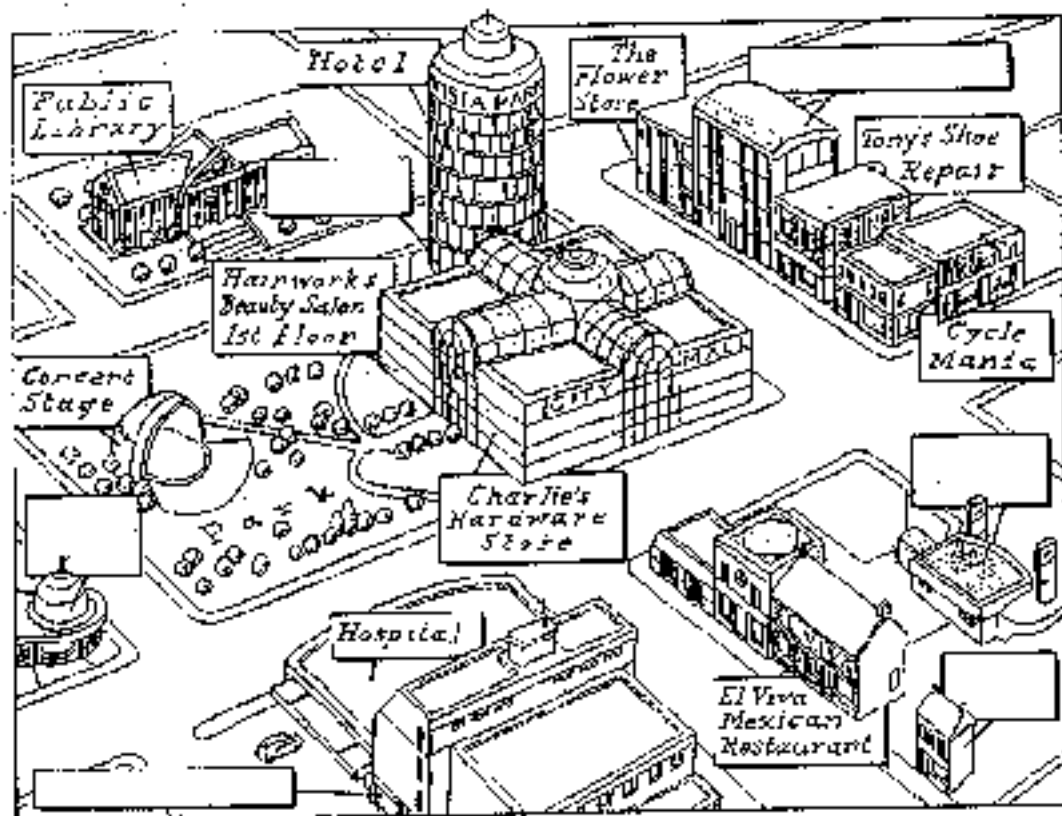
**Part 3** Where did each customer expect to find each item or service?

## PERSON TO PERSON STUDENT A

(Student A looks at this page. Student B looks at page 107.)

**Part 1** You have recently moved to the town on the map below. Ask questions to find out where you can do the following. Write the names of the places on the map.

1. buy books
2. get your car fixed
3. make photocopies
4. get your clothes dry-cleaned
5. buy ice cream
6. get your prescription filled



**Part 2** Student B has also recently moved to the town. Answer his or her questions about where to find some goods and services.

### Now Try This

Choose two or three places in your neighborhood that provide goods and services. Tell your partner where they are and how to recognize where they are located.

Do you prefer phone calls, e-mails, or text messages? What are the advantages of each one?



## CONSIDER THIS

What RU doN 2day?



Almost everyone who has a cell phone uses text messaging. Text messages use abbreviations (shortened words). The message above says "What are you doing today?"

## Text Messaging Dictionary

ZMORO	tomorrow
EUL&R	See you later
GR8	great
RU OK	Are you OK?

- Do you use text messaging on your cell phone?

Class CD 1, Track 24

- Jo: Hello.  
 Hong-an: Could I please speak to Jo?  
 Jo: Speaking.  
 Hong-an: Hi, Jo. This is Hong-an. Listen, I'm having a party at my place this Friday night. Are you free?  
 Jo: Sure! What time?  
 Hong-an: Anytime after 8:00.  
 Jo: Great! See you Friday, then.
- Mrs. King: Hello?  
 Hong-an: Hi, Mrs. King. Is John there, please?  
 Mrs. King: I'm sorry, he's not here right now. Could I take a message?  
 Hong-an: Yes, please. I'm calling to tell him there's a party at my place on Friday, and ...  
 Mrs. King: Just a moment. Let me get a pen.... All right, go ahead.  
 Hong-an: OK. This is Hong-an Li, and my number is 312-364 0107. Could you ask John to call me?  
 Mrs. King: Sure. I'll give him the message as soon as he gets in.





## GIVE IT A TRY

### 1. Asking to speak to someone

Hello.

Hi.

Could I please speak to Jo?

Is Jo there, please?

Speaking.

Hi, Jo. This is Hong-an.

Hello.

Hi.

Could I please speak to Jo?

Is Jo there, please?

Sure, just a moment, please  
minute.

Hold on, I'll get her.



#### PRACTICE 1

Class CD 1  
Track 25

Listen to the example. Call your partner. Reverse roles.

#### PRACTICE 2

Class CD 1  
Track 26

Listen to the example. Call someone else in the class. Your partner will answer. Reverse roles.

### 2. Offering to take a message

Hi, could I please speak to John?

No, thanks. I'll call back later.

Yes, please.

I'm sorry, he's not here right now. Could I take a message?  
Car.

#### PRACTICE

Class CD 1  
Track 27

Listen to the example. Student A calls someone in the class. Student B gives a reason why the person can't come to the phone. Reverse roles.

#### Use These Words

is out of town  
isn't home yet  
won't be back until 6:00  
has gone to see a movie

### 3. Taking a message

Can I take a message?

Just a moment. Let me get a pen... All right, go ahead.

Yes, please.

This is Hong-an Li, and my number is 312-364-0107.

Could you ask John to call me?

Could you tell John I'm having a party on Friday night?

Sure. I'll give him the message as soon as he gets in.

I'll tell him you're having a party on Friday night.

#### PRACTICE 1

Class CD 1  
Track 28

Listen to the example. You are calling John, but your partner answers. Leave a message for him by choosing one of the options below. Reverse roles.

Please tell John...

1. to call me about tonight's homework
2. I'm having a party on Friday.
3. I can't pick him up tomorrow morning.
4. I need to talk to him about our plans for this Saturday.

#### PRACTICE 2

Call your partner and leave a message for someone. Use your own ideas. Your partner will repeat the message back to you. Reverse roles.

### LISTEN TO THIS

Class CD 1  
Track 29

**Part 1** Listen to two phone conversations. Write who the messages are for and who the messages are from.

**Part 2** Listen again and write the messages.

**Part 3** How do you think the people in each conversation are related? How do you know?

WHILE YOU WERE OUT	
For	_____
From	_____
Phone number	_____
Message	_____
	_____
	_____
	_____

WHILE YOU WERE OUT	
For	_____
From	_____
Phone number	_____
Message	_____
	_____
	_____
	_____

## LET'S TALK

**Part 1** Work in groups. Write your name on a piece of paper. Fold it and hand it to one person in another group.

**Part 2** You are going to call the person on the piece of paper. Think of a message you want to give to this person and write it down. For example:

*My computer  
crashed and I  
need your help.*

*Can you give me a  
lift home tomorrow?*

*Can I borrow your  
bike this weekend?*

*What is the  
assignment for  
tomorrow?*

*Do you want to  
go to the movies  
with me tomorrow  
night?*

*I need some help  
with my homework.*

Write your message here:

**Part 3** Work in pairs. Place your chairs back to back with someone from your group. Call your partner and leave a message for the student you wrote the message to in Part 2. Your partner will write down the message on a piece of paper. Then reverse roles.

**Part 4** When everyone in the class has finished, give the message you took to the correct person. Then find the person you wanted to give a message to. Is the message correct? Talk about the most interesting message.

# Her line is busy right now



Class CD 1, track 20

- Voice:** You have reached the English Language Institute. For Admissions, press or say 1 now. If you know...
- Woman:** Good morning. Admissions Office. Can I help you?
- Hong-an:** Yes, please. I am interested in taking a language class. Could you tell me how to apply?
- Woman:** Yes, of course. You just need to fill out an application form and send it to us with the registration fee.
- Hong-an:** Great. Could you send me a form, please? My name is Hong-an Li, H-o-n-g (dash) a-n, L-i, and my address is 4711 South Main Street, Chicago, 60614.
- Woman:** OK, we'll send that out to you right away.
- Hong-an:** I'd also like some information about student housing.
- Woman:** Sure, you can speak to our student housing coordinator. Hold on a moment, please. I'll see if she is available... (a) sorry, her line is busy right now. Could I have your number?
- Hong-an:** Yes, of course. My number is 312-364-0107.
- Woman:** I'll see she gets back to you very soon.

Class CD 1, track 20

Listen to the stressed syllables in these words

1st syllable	2nd syllable	3rd syllable
Institute	admissions	application
interested	available	registration

Listen to the conversation again and notice the stressed syllables

## GIVE IT A TRY

### 1. Calling for information

I am interested in taking a language class.  
Could you tell me how to apply?  
Great. Could you send me a form, please?

You just need to fill out an application form and  
send it to us with the registration fee.  
OK, we'll send that out to you right away.

#### PRACTICE

Class CD 1  
Track 92

Listen to the example. Then call your partner and ask for information about one of the following. Reverse roles.

1. CAL Airlines / apply for a job as a flight attendant / application form and resume
2. Yoga for Everyone / take a yoga class / application form and registration fee
3. Talent International / enter a music competition / application form, photograph, and sample music CD
4. Global Card Services / apply for a credit card / application form and copy of ID card

#### Use These Words

Right away.  
No problem.  
Sure.  
That's fine.  
Thanks for your help.  
Don't mention it.  
You're welcome.  
Thank you for calling.

### 2. Asking for additional information

I'd also like some information about student housing, please.

Sure, you can speak to our student housing coordinator. Hold on, please. I'll see if she is available.

#### PRACTICE

Class CD 1  
Track 93

Listen to the example. Use the situations from the Practice above and role-play the conversations again. This time request additional information from below. Reverse roles.

1. job requirements / human resources manager
2. equipment / yoga instructor
3. competition dates / competition coordinator
4. interest rates / financial advisor

### 3. Leaving a message

I'm sorry, the housing coordinator's line is busy. Could I have your number?

I'll see she gets back to you very soon.

Yes, of course. My number is 312-364-0107.

**PRACTICE 1**

Class CD 1  
Track 11

Listen to the example. Student A answers the phone and says the person is not available. Student B asks to leave a message. Include your name, phone number, and the reason for your call. Reverse roles.

Ms. Jones

Hong-an Lu

312-364-0201

He would like  
some information about  
student housing.

Brenda

**Student A**

1. course manager
2. human resources manager
3. yoga instructor
4. competition coordinator

**Student B**

1. Josephine Yu / 933-491-0037 / course dates
2. Harold Culler / 721-603-6721 / job requirements
3. Akiko Matsutani / 492-690-1674 / equipment
4. Sarah Curran / 803-299-5668 / competition dates

**PRACTICE 2**

Think of three more situations where you might have to leave a formal or recorded message and role-play them with your partner.

**LISTEN TO THIS**

Class CD 1  
Track 35

**Part 1** Listen to four phone conversations. What places are they calling? Who does the caller want to speak to? Write the information in the chart.

**Part 2** Listen again and write down if the person is available, or not.

Place called	Who does the caller want?	Available?
1		
2		
3		
4		

**Part 3** What was the result of each phone call? Make notes of any useful phrases.

## PERSON TO PERSON STUDENT A

(Student A looks at this page. Student B looks at page 108.)

**Part 1** You are the receptionist at Soundz Eazy music recording studio. You answer the phone for Ed Black, an executive at the company. He is not able to come to the phone. Answer the phone and take a message for him.

### Soundz Eazy RECORDING STUDIO

NAME \_\_\_\_\_

PHONE \_\_\_\_\_

WHILE YOU WERE OUT

NAME \_\_\_\_\_

PHONE \_\_\_\_\_

MESSAGE \_\_\_\_\_

RECEIVED	RECEIVED	RECEIVED	RECEIVED
DATE	TIME	DATE	TIME

MESSAGE \_\_\_\_\_

\_\_\_\_\_

\_\_\_\_\_

\_\_\_\_\_

\_\_\_\_\_

**Part 2** Mr. Black asks you to call Pete Saito and explain that it is not possible to arrange a meeting today, but he can phone and arrange an appointment for an audition. Your number is 591-555-7899.

**Part 3** Answer the call from Pete Saito. Here is some information for new musicians about getting an audition:

1. send a sample music CD and a photograph
2. send a completed application form
3. send in the audition fee
4. for information on renting the studio and sound equipment, call the studio manager

#### Now Try This

You are a new student calling for information about your school or college. Your partner is the receptionist. Role-play the conversation.

# Review:

## Units 1-3

### LISTEN TO THIS UNIT 1

Class CD 1  
Track 36

Listen to the conversation and answer the questions.

1. Where are they? \_\_\_\_\_
2. Where did they meet before? \_\_\_\_\_
3. What are their names? \_\_\_\_\_
4. Did they recognize each other? \_\_\_\_\_

### GIVE IT A TRY

Work in pairs. Choose two famous people. They can be actors, musicians, or sports stars. Imagine that the two people see each other at a party. They have met before. Write a conversation between them about how they met and what they have done recently. Role-play the conversation for the class. The class tries to guess who the people are.

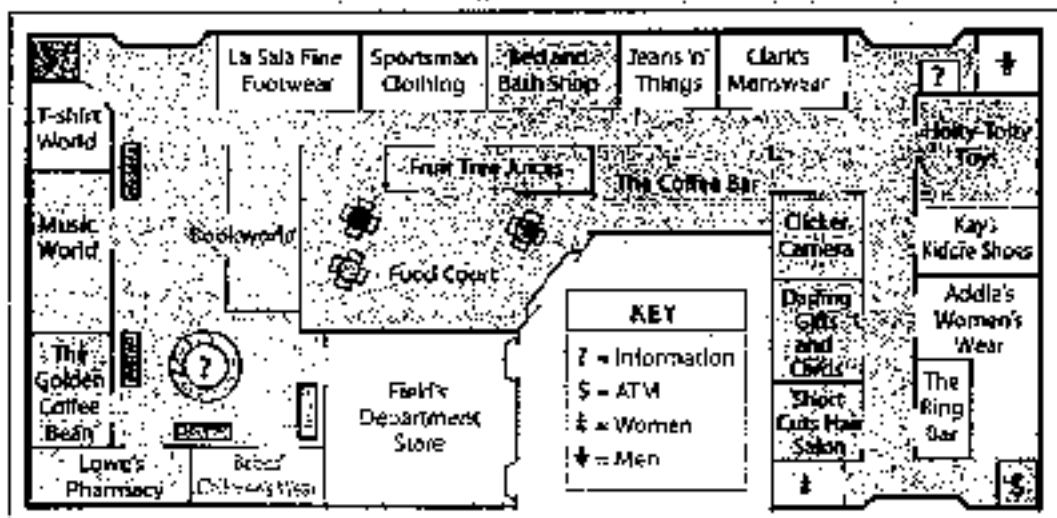


### LISTEN TO THIS UNIT 2

Class CD 1  
Track 37

Listen to a clerk giving directions at the information desk in a mall. Where is each person going?

1. \_\_\_\_\_
2. \_\_\_\_\_
3. \_\_\_\_\_





## GIVE IT A TRY

Work in groups. Write the name of four stores in your town. What service does each store provide? Where is each store? Write the information in the chart.

Name of store

Service

Location

## LISTEN TO THIS UNIT 3

Class: C01  
Track: 38

Listen to messages on an answering machine. Fill in the missing information below.

WHILE YOU WERE OUT	WHILE YOU WERE OUT	WHILE YOU WERE OUT
Message 1	Message 2	Message 3
For	For	For
From	From	From
Phone number	Phone number	Phone number
Message	Message	Message

## GIVE IT A TRY


Work in pairs. Look at the flyers below. Think of three questions you could ask when you call each place. Then have a telephone conversation with your partner.

**Yoga classes**  
Experienced Teacher  
Flexible hours  
\$15  
Tel: 634-555-4272



**Sound Bites LIVE!**  
Tel: 491-555-7865  
Tickets: 491-555-7865

**Improve your English!**  
Native speaker offers private lessons  
Tel: 792-555-9798



## 4

Conversation 1  
What can we do?

Do you have a cell phone? Make a list of the advantages and disadvantages of having one

## CONSIDER THIS

Love-hate relationship



A survey asked *What invention do you hate but can't live without?* The number one answer: the cell phone. People love cell phones because they are convenient, but they hate them because they never allow people to be in peace.

Inventions people love—and hate

Cell phone	30%
Alarm clock	25%
Television	23%
Shaving razors	14%

• *What invention do you hate but can't live without?*

Class CD, Track 10

- Jane: Is that your cell phone? It's really loud!
- Pat: Yeah—sorry, just a minute, I'll turn it off.
- Jane: You know, it's really a problem when people bring their cell phones to class. Some students even answer their phones and have conversations while class is going on!
- Jim: I know what you mean. It's not polite and it disturbs everyone. What can we do?
- Jane: We can have a sign up on the wall, like they do in the movie theater, that says, "Remember to turn off your cell phones."
- Pat: That's a good idea, but maybe we could put the sign on the door so you see it before you come into class.
- Jim: Let's have a fine for anyone whose phone rings in class.
- Pat: Oh, yeah? Like how much? And who would collect the money? That's too complicated.
- Jim: We can have a box, and when your phone rings, you put in a quarter. How does that sound?
- Pat: Yeah, we can use it to buy drinks for the end-of-semester party!
- Jane: Leave it to you to think of that!



## GIVE IT A TRY

Work in groups. Write the name of four stores in your town. What service does each store provide? Where is each store? Write the information in the chart.

Name of store

Service

Location

## LISTEN TO THIS UNIT 3

Class CD 1  
Track 38

Listen to messages on an answering machine. Fill in the missing information below.

WHILE YOU WERE OUT	WHILE YOU WERE OUT	WHILE YOU WERE OUT
Message 1	Message 2	Message 3
For	For	For
From	From	From
Phone number	Phone number	Phone number
Message	Message	Message

## GIVE IT A TRY

Work in pairs. Look at the flyers below. Think of three questions you could ask when you call each place. Then have a telephone conversation with your partner.

<p><b>Yoga classes</b> Experienced Teacher Flexible hours <b>\$15</b> Tel: 554-555-4242</p> 	<p><b>Sound Bites Live!</b> Tel: 491-555-7865 Tickets: 491-555-7865</p>	<p><b>Improve your English!</b> Native speaker offers private lessons Tel: 792-555-9798</p> 
---	---	---

## 4

## What can we do?

Do you have a cell phone? Make a list of the advantages and disadvantages of having one.

## CONSIDER THIS

## Love-hate relationship



A survey asked *What invention do you hate but can't live without?* The number one answer: the cell phone. People love cell phones because they are convenient, but they hate them because they never allow people to be in peace.

Inventions people love—and hate  
 Cell phone—50%  
 Alarm clock—25%  
 Television—23%  
 Shaving razors—14%

◆ What invention do you hate but can't live without?

Class CD 4, Track 10

- Jane: Is that your cell phone? It's really loud!
- Pat: Yeah, sorry, just a minute, I'll turn it off.
- Jane: You know, it's really a problem when people bring their cell phones to class. Some students even answer their phones and have conversations while class is going on!
- Jim: I know what you mean. It's not polite and it disturbs everyone. What can we do?
- Jane: We can have a sign up on the wall, like they do in the movie theater, that says, "Remember to turn off your cell phones."
- Pat: That's a good idea, but maybe we could put the sign on the door so you see it before you come into class.
- Jim: Let's have a fine for anyone whose phone rings in class.
- Pat: Oh, yeah? Like how much? And who would collect the money? That's too complicated.
- Jim: We can have a box, and when your phone rings, you put in a quarter. How does that sound?
- Pat: Yeah, we can use it to buy drinks for the end-of-semester party!
- Jane: Leave it to you to think of that.

## GIVE IT A TRY

### 1. Identifying a problem

It's really a problem when people : I know what you mean. It's not polite  
bring their cell phones to class. : and it disturbs everyone.

#### PRACTICE 1

Class CO1  
Track 40

Listen to the example. Then look at the pictures below.  
Think about why using cell phones in these situations might  
be a problem. Talk about those problems with your partner.  
Reverse roles.

#### Use These Words

dangerous	risky
harmful	annoying
considerate	loud
noisy	disruptive



#### PRACTICE 2

Can you think of any other situations where using cell phones might be a  
problem? Talk about them with your partner. Reverse roles.

#### PRACTICE 3

Think of some problems in your classroom or school. Discuss them with your  
partner and say why they are a problem. Choose some of these ideas, and add  
more ideas of your own.

- |                                    |                                   |
|------------------------------------|-----------------------------------|
| 1. not enough classrooms           | 4. the cafeteria is too expensive |
| 2. not enough computers            | 5. the textbooks are expensive    |
| 3. too many students in each class | 6. your idea _____                |

### 2. Making suggestions

A: What can we do?  
What can we do about students using cell  
phones in class?

A: That's a good idea. That would work.

A: That's too complicated. That wouldn't work.

B: We can have a sign on the wall that says,  
"Remember to turn off your cell phones."

C: Let's have a fine for anyone whose cell phone  
rings in class.

### PRACTICE 1

Class CE 1  
Track 41

Work in groups. Listen to the example. Look at the pictures from Practice 1 in Part 1. One student in the group will ask about solutions to the problems. The other two students will each make one suggestion. The first student will decide if the suggestions are good, or not, and why.

### PRACTICE 2

Work in groups. Which of these issues are problems in your neighborhood or town? Discuss the problems and make suggestions.



1 too many cars / not enough buses



2 streets are badly lit / crime is increasing



3 too crowded / too expensive



4 too much garbage or trash / not enough parks

## LISTEN TO THIS

Class CD 1  
Track 42

**Part 1** An environmentalist is discussing ways of protecting the environment. Listen and write down the four main problems she mentions.

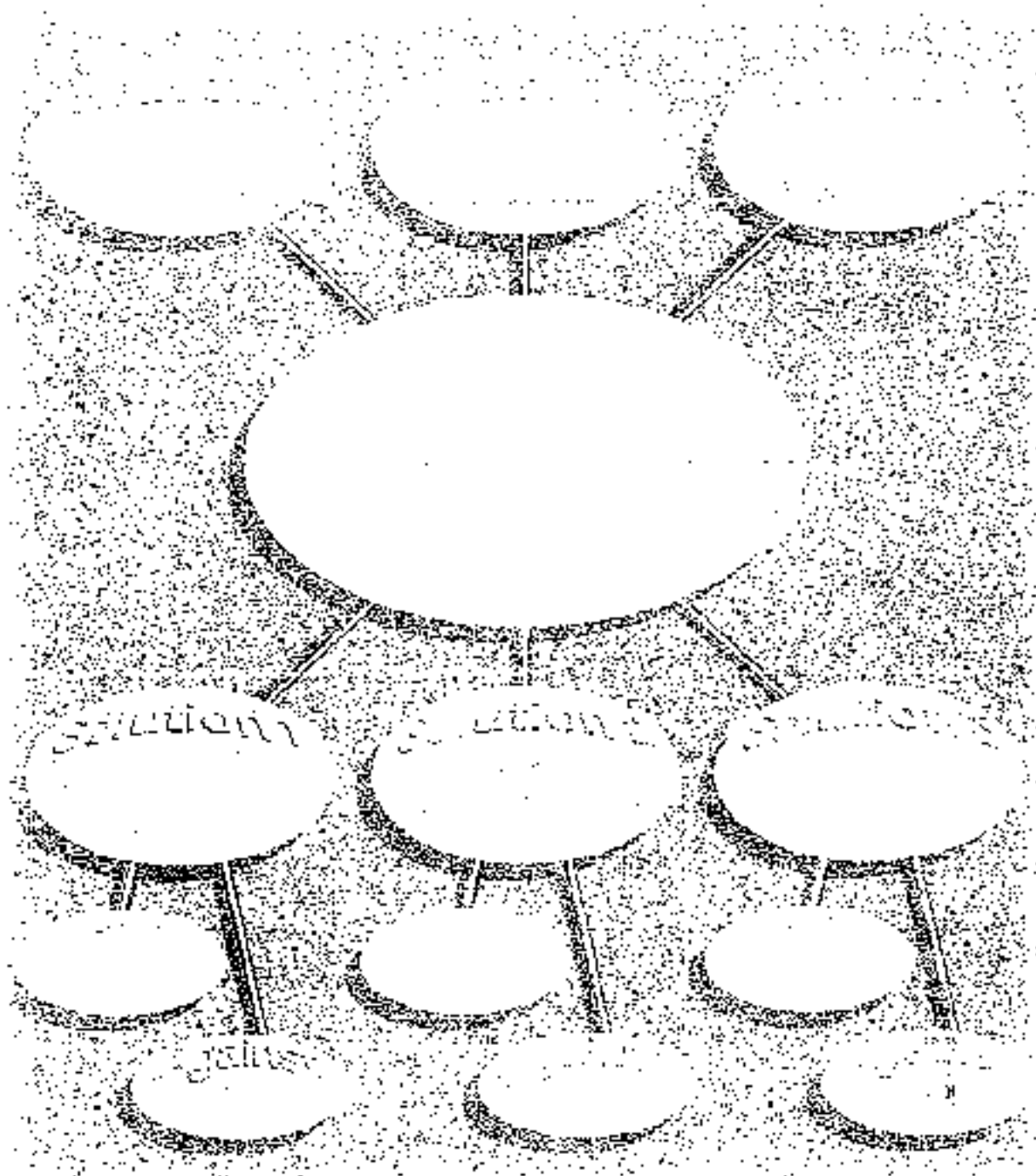
**Part 2** Listen again and make notes of her solution for each problem.

	Problems	Solutions
1		
2		
3		
4		

**Part 3** What does "Think Green" mean? Compare your answers with a partner.

## LET'S TALK

**Part 1** Work in groups. Think of a problem in your school that affects everyone. In the chart, write three reasons why it is a problem.



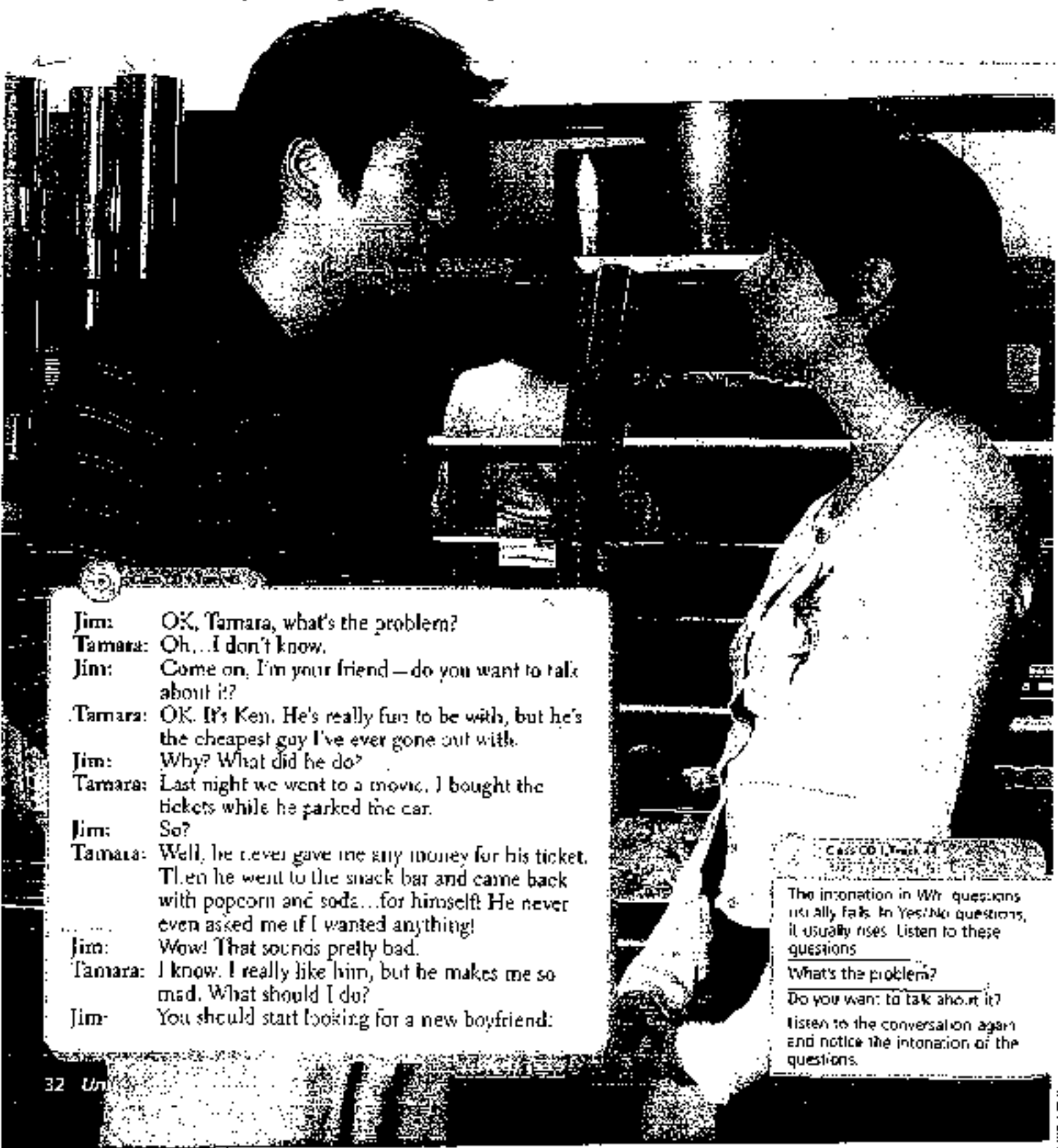
**Part 2** In your group, think of three different solutions and why they would or would not work. Then take a vote on the best solution.

**Part 3** Tell the class about the results of your discussion. Find out if the rest of the class agrees or disagrees.

# Conversation 2

## What would you do?

Who do you talk to when you have a problem? Do you solve problems yourself, or do you ask for advice?

- 
- Jim: OK, Tamara, what's the problem?  
Tamara: Oh... I don't know.  
Jim: Come on, I'm your friend — do you want to talk about it?  
Tamara: OK. It's Ken. He's really fun to be with, but he's the cheapest guy I've ever gone out with.  
Jim: Why? What did he do?  
Tamara: Last night we went to a movie. I bought the tickets while he parked the car.  
Jim: So?  
Tamara: Well, he never gave me any money for his ticket. Then he went to the snack bar and came back with popcorn and soda... for himself! He never even asked me if I wanted anything!  
Jim: Wow! That sounds pretty bad.  
Tamara: I know. I really like him, but he makes me so mad. What should I do?  
Jim: You should start looking for a new boyfriend.

Case 00, Track 11

The intonation in *Wh* questions usually falls. In Yes/No questions, it usually rises. Listen to these questions.

What's the problem?

Do you want to talk about it?

Listen to the conversation again and notice the intonation of the questions.



## GIVE IT A TRY

### 1. Asking for and giving advice

What's the problem?  
; matter?

What are you upset about?

Why don't you talk to him about it?

You should start looking for a new boyfriend!

If I were you, I'd ...

Ken is the cheapest guy I've ever gone out with!

What should I do?

I don't know what to do.

#### PRACTICE 1

---

Check CD  
Track 45

Listen to the example. Student B has a problem. He or she explains the problem to Student A and asks for advice. Student A chooses the best advice from the suggestions below or uses his or her own idea.

##### Student B's problems

1. your math grades are not good
2. you share a room with your brother or sister and he or she snores
3. you're gaining weight; your clothes don't fit
4. you saw your boyfriend/girlfriend holding hands with someone else

##### Student A's suggestions

- wake him or her up
- ask him or her about it
- start exercising
- buy some earplugs
- go on a diet
- study more
- break up with him or her
- your idea \_\_\_\_\_

#### PRACTICE 2

---

Reverse roles and repeat Practice 1.

##### Student A's problems

1. your brother or sister takes your things without asking
2. your best friend owes you money
3. you are always tired in class
4. your parents are too strict

##### Student B's suggestions

- tell your parents how you feel
- go to bed earlier
- ask the friend to lend you money
- ask him or her to pay you back
- tell your parents
- drink coffee before class
- ask your parents to change their rules
- your idea \_\_\_\_\_

## 2. Describing consequences

Ken is the cheapest guy I've ever gone out with. Why don't you talk to him about it?  
What should I do?

If I criticize him, he'll get mad at me! In that case, I think you should start looking for a  
new boyfriend!

### PRACTICE 1

Class CD 1  
Track 46

Listen to the example. Then choose one of the problems from the previous practices. Respond to your partner's advice by describing the consequence of his or her advice. Your partner will give additional advice. Reverse roles.

### PRACTICE 2

Work in groups. Each of you will describe an everyday problem and get advice from the other members of your group. Respond to each suggestion by describing the consequences.



#### Use These Words

Good idea!  
I suppose I should.  
I haven't tried that.  
That wouldn't work.  
That's no good.  
I've tried that and it didn't work.

## LISTEN TO THIS

Class CD 1  
Track 47

**Part 1** Listen to three conversations between people asking their friends for advice. Write the problems in the chart.


**Part 2** Listen again and write the advice.

	Problem	Advice
1		
2		
3		

**Part 3** What questions does each person ask to find out if there's a problem? Make a list.

## PERSON TO PERSON STUDENT A

(Student A looks at this page. Student B looks at page 107.)



**Part 1** Your partner is a counselor. You are going to talk to him or her about the problem below. Read the description of the problem carefully and then explain it. Answer any questions your counselor asks. Listen carefully and write down his or her suggestions.

### Your problem:

You want to take a year off when you finish school to travel through Europe with your friend. You want to visit all the famous art museums in Paris, Rome, and London. You could practice your English! You'd learn a lot about art. You want to be an artist one day. Your parents are really against you going to Europe, though. They say it's dangerous. They say you should settle down and find a job and start earning some money so you can save up to buy a house.

### Suggestions:

1. \_\_\_\_\_
2. \_\_\_\_\_
3. \_\_\_\_\_

**Part 2** You are now a counselor for your partner. Listen carefully to his or her problem. Ask questions so that you understand the problem completely. Then give three suggestions about what your partner should do.

**Part 3** Do you like the suggestions that your partner gave? Discuss with your partner why each one would or would not work.

### Now Try This

Think of a real problem that you had in the past. How did you solve it? Tell your partner about the problem and see what advice he or she can suggest. Then compare the advice with what really happened.

## High school reunion



In the summer of 2004, an American, Gene Noe, met with eight friends from high school. They ate a meal, told jokes, and shared memories—a lot of memories. It was the 75th reunion of Fond du Lac High School's Class of 1929!

Do you keep in touch with friends from high school?

SUBMIT  
THE LIT  
MAG

Class CD 1, Track 18

Young-hee: Have you heard about Eun-mi?

Jung-soo: No, I haven't talked to her in a while. How are things with her?

Young-hee: Well, so-so. She broke her arm.

Jung-soo: That's terrible. How did it happen?

Young-hee: Well, she went skiing during winter vacation. She had a bad fall and broke her arm.

Jung-soo: That doesn't sound so good, but I'm glad it wasn't worse. How's she doing with her schoolwork?

Young-hee: Haven't you heard yet? She's decided to drop out of college and become a musician.

Jung-soo: You're kidding! What made her decide to do that?

Young-hee: Well, you know that CD she made in her home recording studio? She sent it to a record company and they're giving her a contract!

Jung-soo: That's great news! Good for her. Maybe she'll be on TV soon!

## GIVE IT A TRY

### 1. Asking about other people

Have you heard about Eun-ri? No, I haven't. How's she doing these days?  
How are things with her?

Not too good.  
So-so. / Not bad.  
Pretty good. / Great.

Have you heard about Eun-ri? No, I haven't. What's happening with her?  
What's she doing these days?

She broke her arm.  
She's going to become a pop star.

#### PRACTICE

Class CD 1  
Track 49

Listen to the example. Take turns asking and answering questions about the people below.



Emily



Marco



Chen



Akiko

### 2. Reacting to good and bad news

She broke her arm. That's terrible.  
I'm sorry to hear that.  
I'm glad it wasn't worse.

She's going to become a pop star. That's great news!  
Good for her.  
I hope it works out well.

#### PRACTICE

Class CD 1  
Track 50

Listen to the example. Take turns asking and answering questions about the people from the Practice above.

### 3. Asking for more details

She broke her arm

How did it happen?

She decided to drop out of college

Why did she decide to do that?

#### PRACTICE 1

Class CD 1  
Track 51

Listen to the example. Ask your partner about each of the people below. Be sure to ask for more details. Reverse roles.

#### Use These Words

luckily

unfortunately

recently

at the time

fortunately

the other day

in the end

finally



Wanda



Sam



Tim



Yuri

#### PRACTICE 2

Think of a famous person and talk about him or her with your partner. Tell your partner some recent news about that person. Reverse roles.

### LISTEN TO THIS

Class CD 1  
Track 52

**Part 1** Listen to three different conversations. What is the main topic of each conversation?


**Part 2** Listen again and decide if it was good or bad news.

Topic	Good news or bad news?
1	
2	
3	

**Part 3** What words and phrases in each conversation tell you that it was good or bad news?

## LET'S TALK

**Part 1** Work in pairs. Tell your partner a piece of good news and a piece of bad news that has happened to you recently. Then react to your partner's news. Ask each other questions to find out more details.



**Part 2** Work in pairs. Ask a new partner about the news from his or her first partner. React to the news and ask for as many details as you can. Then reverse roles.

**Part 3** Tell the class about the good news and bad news you found out. Is all your information correct?

# Conversation 2

## Wait a minute. Was she hurt?

Do you have friends who like to talk about other people? Why do some people like to gossip?

- Young-hee: Did you hear about *The People Next Door*?
- Yumi: No, what happened?
- Young-hee: Well, let me tell you. Brenda caught Stan — that's her boyfriend — kissing another woman.
- Yumi: That's terrible! She should have left him right away!
- Young-hee: She did! She ran out, got in the car, and drove away.
- Yumi: The poor woman! So, where did she go?
- Young-hee: She ended up at the hospital. She was...
- Yumi: Wait a minute. Why did she go to the hospital?
- Young-hee: She was driving too fast and had an accident. Anyway...
- Yumi: She shouldn't have driven so fast. Was she hurt?
- Young-hee: She broke her arm. But listen, the important thing is that she fell in love with the doctor who fixed her arm. Now, as soon as she feels a little better, they're going to start dating.
- Yumi: Let me get this straight. Brenda caught Stan with another woman, got into a car accident, and now she's going out with her doctor?
- Young-hee: That's right.
- Yumi: That's unbelievable. It sounds like a soap opera.
- Young-hee: Yumi, it is a soap opera. It's called *The People Next Door*. It's on TV every day at noon.

Listen to the stressed and unstressed words in these sentences.

Where did she **g**o?

Was she **h**urt?

Listen to the conversation again and notice the stressed and unstressed words.



## GIVE IT A TRY

### 1. Saying what someone should have done

Did you hear about Brenda?

Brenda caught Stan kissing another woman.

Ho, what happened?

She should have left him right away!

She shouldn't have stayed with him.

#### PRACTICE

Class CD 1  
Track 55

Listen to the example. Take turns asking about each person below and saying what they should or shouldn't have done.



Michael

Jeno

Jin

Atsuko

### 2. Asking for details

She was driving too fast and had an accident.

Was she hurt?

She fell in love with the doctor who fixed her arm.

Did she tell him about her boyfriend?

#### PRACTICE

Class CD 1  
Track 56

Listen to the example. Tell your partner about the people below. Your partner will ask for more details. Answer the questions using your own ideas. Reverse roles.

##### Student A

1. Trudy and Angela / won the lottery
2. Hideo / dropped out of college
3. Ken / was on TV last night
4. Ben and Sachiko / going to Nepal
5. Tran and Jackie / went to Australia
6. your idea \_\_\_\_\_

##### Student B

1. Did they win a lot of money?
2. Did he get a job?
3. Was he on a game show?
4. Are they going to Mount Everest?
5. your idea \_\_\_\_\_
6. your idea \_\_\_\_\_

### 3. Interrupting and getting back to the story

Did you hear about Brenda? She ended up at the hospital. She was

She was driving too fast and had an accident. Anyway...

She broke her arm. But listen, the important thing is that she fell in love with the doctor who fixed her arm.

Wait a minute. Why did she go to the hospital?

Was she hurt?

Let me get this straight. Brenda caught a Star with another woman, got into a car accident, and now she's going out with her doctor? That's unbelievable.

#### PRACTICE

Class CD 1  
Track 57

Listen to the example. Then choose one of the stories below and tell it to your partner. He or she will interrupt you and ask questions. Answer and return to telling the story. Finally, your partner will repeat the story to you. Reverse roles.

1. your friend Mimi / moved to Germany / joined a rock band / fell in love with the lead singer / got married
2. your uncle Jim / gave up his job / won \$1 million in a lottery / got married / lives in Mexico
3. your friend Scott / sold his house / got a job in San Francisco / the company went bankrupt / he's moving back to New York
4. your idea \_\_\_\_\_

#### Use These Words

That's... incredible weird crazy wonderful	unbelievable amazing strange fantastic
--	---

### LISTEN TO THIS

Class CD 1  
Track 58

**Part 1** Listen to a story about two mountain climbers. Number the pictures in the correct order.

**Part 2** Listen again. What questions did the woman ask about the story?



**Part 3** What do you think Dave and Meg should have done?

## PERSON TO PERSON STUDENTS A AND B

Part 1 Work in pairs. Put the following pictures in the correct order.



Part 2 Using the pictures, take turns telling each other the story.

Part 3 With your partner, discuss what you think the people in the story should have done. Then tell the class your suggestions. Which suggestions were the most interesting?

### Now Try This

Think of an amazing story that happened to you or a friend. Write the story in six sentences. Write each sentence on a different piece of paper. Give the sentences to a partner. He or she will put the story together. Then ask what the people in the story should have done.

## 6

# Conversation 1

## I feel terrible

What do you think is wrong with the man? Describe his symptoms.

Class CD 1 Track 59

- Li-wei: You look a little feverish. Are you OK?  
 Jay: To tell you the truth, I feel terrible.  
 Li-wei: Why? What's the matter?  
 Jay: I have a horrible headache and a sore throat.  
 Li-wei: Did you take anything for it?  
 Jay: I took some aspirin, but it didn't do any good. I feel awful. My whole body aches.  
 Li-wei: Why didn't you call the doctor?  
 Jay: I thought I might feel better after a good night's sleep, but I feel worse this morning.  
 Li-wei: You know, there's a pretty bad flu going around. Maybe you shouldn't go to class today.  
 Jay: But I have a test this afternoon!  
 Li-wei: Why don't you call the doctor and see what she says? You'd better take your temperature first. Then maybe you should be down.  
 Jay: That's a good idea. I think I'll lie down for a while.

### CONSIDER THIS

#### Favorite home remedies

**In Turkey...**  
 For a headache, put lemon slices on the forehead.  
 For a cough, eat parsley.

**In Mexico...**  
 For a headache, wrap a scarf around the head.  
 For a cough, drink honey and lemon.

- What home remedies have you tried? Did they work?

## GIVE IT A TRY

### 1. Talking about symptoms

You look a little feverish. Are you OK?

To tell you the truth, I feel terrible.

I don't feel very well.

Why? What's the matter?

I have a horrible headache and a sore throat.

#### PRACTICE

Class CD 1  
Track 64

Listen to the example. Then choose four of the situations below. Talk about your symptoms with your partner. Reverse roles.

1. pale / splitting headache
2. sick / awful stomachache
3. tired / couldn't sleep last night
4. flushed / horrible cough
5. ill / bad toothache
6. terrible backache / can't move

### 2. Giving, accepting, and refusing advice

You should take some aspirin.

Why can't you take some aspirin?

You'd better take some aspirin.

Maybe you're right.

That's a good idea. I'll give it a try.

I took some aspirin, but it didn't do any good.

I tried that, but it didn't help.

#### PRACTICE

Class CD 1  
Track 64

Listen to the example. Then choose four of the situations below. Talk about your symptoms with your partner. Your partner will give some advice. Reverse roles.

1. sore throat
2. backache
3. cut on hand
4. fever
5. cough
6. your idea \_\_\_\_\_

#### Use These Words

cough drops      heating pad  
cough syrup      ice pack  
aspirin              bandage

### 3. Advising someone *not* to do something

You look terrible. What's the matter?

I have a horrible headache and a sore throat.

Maybe you shouldn't go to class today.

But I have a test this afternoon!

#### PRACTICE

Class CD 1  
Track 62

Listen to the example. Then use the cues below to talk about your symptoms with your partner. Your partner will give you advice. Continue the conversation with your own ideas. Reverse roles.

Student A

1. can't sleep
2. a sunburn on my face
3. a sore throat
4. red eyes
5. shoulder pain
6. a stomachache
7. a twisted ankle
8. your idea \_\_\_\_\_

Student B


1. don't drink coffee
2. don't go out in the sun
3. don't talk too much
4. don't use the computer
5. don't lift anything
6. don't eat anything
7. your idea \_\_\_\_\_
8. your idea \_\_\_\_\_

#### LISTEN TO THIS

Class CD 1  
Track 63

Part 1 Listen to a conversation between Tracy and Jake. What is wrong with Jake?

Part 2 Check (✓) which of these remedies are mentioned in the conversation.


















Part 3 Which remedies does Jake finally agree to try?

## LET'S TALK

**Part 1** Choose one of the problems below and write it in the chart.

- heartburn
- nosebleed
- headache
- cold
- hiccups
- sunburn
- dizziness
- stomachache
- toothache
- jet lag
- earache
- sore throat

**Part 2** Imagine that you have that problem. Walk around the class and ask your classmates for a remedy. Write the remedies in the chart.

Problem:	Student name	Remedy
		
		
		
		
		
		
		
		
		
		
		

**Part 3** Tell the class about the remedies you wrote in the chart. Which ones were the most popular?

# Conversation 2

## What do you think I should take?

What do you take when you have a cold or the flu?



Class CD 1, Track 84

**Pharmacist:** Can I help you?

**Jay:** Hmm... Yes, please. I think I have the flu and I have a big test this afternoon. What do you think I should take? Can you recommend something, please?

**Pharmacist:** What are your symptoms?

**Jay:** I have a terrible headache, a sore throat, and a fever.

**Pharmacist:** That sounds like the flu. You could try a non-prescription pain reliever and fever reducer. Take two tablets every six hours, with food. That should help. If your fever doesn't come down within 24 hours, you should see your doctor.

**Jay:** Are there any special instructions?

**Pharmacist:** Yes, you must take these with food. And you can't drink any alcohol. Are you allergic to aspirin?

**Jay:** No, I'm not.

**Pharmacist:** You'll be fine then.

**Jay:** OK, I'll take those and a package of cough drops, please.

**Pharmacist:** That'll be \$15.50.

Class CD 1, Track 85

Listen to these phrases. Which words are not stressed?

allergic to aspirin  
a package of cough drops

Listen to the conversation again and notice the pronunciation of the prepositions.



## GIVE IT A TRY

### 1. Asking for advice

What do you think I should take for a headache?  
What do you recommend for a sore throat?

You could try pills for relief.  
I recommend these cough drops.

#### PRACTICE

Class CD 1  
Track 66

Listen to the example. Then take turns talking about the problems below.

1. played tennis yesterday / leg and arm muscles are stiff today
2. it's cold and flu season / worried about getting sick
3. on the computer a lot recently / my eyes are dry and red
4. went jogging this morning / have a twisted ankle
5. ate spicy food for lunch / have terrible heartburn
6. have bad allergies / allergy pills make me drowsy
7. your idea \_\_\_\_\_
8. your idea \_\_\_\_\_

#### Use These Words

eye drops  
vitamins  
antacid

muscle relaxer  
ankle brace  
allergy pills

### 2. Giving instructions

How often do I have to take it?

Take two tablets every six hours, with food. Your fever should come down within 24 hours. /  
If the fever doesn't come down within 24 hours, you should see your doctor.

#### PRACTICE

Class CD 1  
Track 67

Listen to the example. Then take turns talking about the problems from the previous Practice. Student A will ask for advice. Student B will be the pharmacist. The pharmacist will give instructions for how to use the medicine. Reverse roles.

### 3. Asking about instructions

Are there any special instructions?

You must take these with food.  
You can't drink alcohol.

Am I allowed to take aspirin with this medication?

No, you shouldn't take any aspirin.

### PRACTICE 1

Look at the drug warning labels below and decide with your partner what they mean. Then match the labels with the list below.



1. Take all the medicine
2. Do not touch your eyes with this.
3. Shake the bottle first.
4. Chew this medicine.
5. Take this with a meal.
6. Don't eat or drink this.
7. Keep this away from children.
8. Don't sit out in the sun.

### PRACTICE 2

Class CD 1  
Track 63

Listen to the example. Then take turns asking and answering questions about the medicines in Practice 1.

### PRACTICE 3

Talk with your partner about three medicines. Discuss what you must do and must not do when taking those medicines.

## LISTEN TO THIS

Class CD 1  
Track 63

**Part 1** Listen to a pharmacist talking to three customers. Listen and write down the problem in each case.

**Part 2** Listen again and write down what each customer buys.


Customer's problem	What did they buy?
1	
2	
3	

**Part 3** What instructions does the pharmacist give each customer?

## PERSON TO PERSON STUDENT A

(Student A looks at this page. Student B looks at page 110.)

**Part 1** Student B suffers from insomnia (inability to sleep). Think of a few possible solutions to this problem and make a list. Then listen carefully to your partner's problem. Recommend the best remedies from your list. Answer any questions about special instructions for using these remedies.



**Part 2** You suffer from frequent migraines (strong and painful headaches). For the past week, you have had migraines every day for at least two or three hours. You have tried all kinds of painkillers and they don't work. You don't like to take very strong painkillers because they make you sleepy. Tell Student B your problem. Listen to your partner's suggestions, choose the best one, and ask about any special instructions.

Write the suggestion here:

---

**Part 3** Work in groups. Compare the suggestions each person chose in your group. How many people had the same suggestion?

### Now Try This

Think of a common health problem that you or someone you know has had. Tell your partner about the problem and ask for advice.

# Review:

## Units 4-6

### LISTEN TO THIS UNIT 4

Class CD 1  
Track 70

Someone is discussing the problem of too many cars in cities. Listen and write down the three effects of this problem and the three solutions that are mentioned.



Effects	Solutions

### GIVE IT A TRY

Work in groups. Choose one of the problems below. Explain your problem to the rest of the group. Each person in the group will give you some advice. Who gave you the best advice? Give that person one point. Continue the game, using your own ideas.

- I feel nervous before tests.
- I always oversleep.
- I have too much homework.
- My parents don't like my boyfriend / girlfriend.
- I spend too much money.
- your idea \_\_\_\_\_

### LISTEN TO THIS UNIT 5

Class CD 1  
Track 71


Listen to three conversations. Fill in the chart

	Who?	Main topic	Good news or bad news?
1			
2			
3			

## PERSON TO PERSON STUDENT A

(Student A looks at this page. Student B looks at page 110.)

**Part 1** Student B suffers from insomnia (inability to sleep). Think of a few possible solutions to this problem and make a list. Then listen carefully to your partner's problem. Recommend the best remedies from your list. Answer any questions about special instructions for using these remedies.



**Part 2** You suffer from frequent migraines (strong and painful headaches). For the past week, you have had migraines every day for at least two or three hours. You have tried all kinds of painkillers and they don't work. You don't like to take very strong painkillers because they make you sleepy. Tell Student B your problem. Listen to your partner's suggestions, choose the best one, and ask about any special instructions.

Write the suggestion here:

---

**Part 3** Work in groups. Compare the suggestions each person chose in your group. How many people had the same suggestion?

### Now Try This

Think of a common health problem that you or someone you know has had. Tell your partner about the problem and ask for advice.

# Review:

## Units 4-6

### LISTEN TO THIS UNIT 4

Class CD 1  
Track 20

Someone is discussing the problem of too many cars in cities. Listen and write down the three effects of this problem and the three solutions that are mentioned.



Effects	Solutions

### GIVE IT A TRY

Work in groups. Choose one of the problems below. Explain your problem to the rest of the group. Each person in the group will give you some advice. Who gave you the best advice? Give that person one point. Continue the game, using your own ideas.

- I feel nervous before tests.
- I always oversleep.
- I have too much homework.
- My parents don't like my boyfriend / girlfriend.
- I spend too much money.
- your idea \_\_\_\_\_

### LISTEN TO THIS UNIT 5

Class CD 1  
Track 11

Listen to three conversations. Fill in the chart.

	Who?	Main topic	Good news or bad news?
1			
2			
3			

## GIVE IT A TRY

Work in groups. Choose one of the newspaper headlines below. Use your own ideas to make notes about the details of the story. Tell your story to your group. The people in your group will respond to the story, ask for details, and say what the person in the story should have done.

**\$500 Stolen from Bicycle  
Outside Bank**

**Car Hit by Train at Traffic Crossing**

**Helicopter Rescue  
from Arctic Ice Storm**

***Poisonous Snake Escapes  
from City Apartment***

## LISTEN TO THIS UNIT 6

Listen to Shami talking about her symptoms. Write them in the chart below. Which remedies has she tried and which ones has she not tried? Write the answers in the chart.

Shami's symptoms	Remedies Shami has tried	Remedies Shami hasn't tried

## GIVE IT A TRY

Work in pairs. Write questions you can ask about how to use each item below. Then ask your partner the questions.



## 7

## Conversation 1

## What's this thing?

What do you do with old furniture and clothes you don't need? Make a list.

## CONSIDER THIS

eBay...

...is an on-line marketplace where you can buy or sell almost anything. How does it work?

1. Sellers list items for sale.
2. Buyers click on things to buy.
3. Money is transferred electronically.
4. Sellers mail the items to the buyers.

\$\$\$\$\$\$\$\$\$\$\$\$\$\$\$\$

What's hot on eBay? % of sales

Clothing, shoes, and accessories	11%
Music and video	11%
Sports equipment	9%
Items for the home	8%

- Have you ever bought or sold anything on-line?

Class CD 2, Track 2

- Denise: Thanks for helping me clean out the garage.  
 Terumi: I'm glad to do it. It's interesting.  
 Denise: Wow! The people in my family are real collectors! They never throw anything out.  
 Terumi: You're not kidding. What's this thing?  
 Denise: It's an old ice-cream maker, I think.  
 Terumi: How do you use it?  
 Denise: Let's see if I can remember...oh, yeah. First, you put this metal container in the bottom of the tub. Then you fill it with an ice-cream mixture made from eggs, sugar, and milk. Next, you put the lid on the metal container and fill the rest of the tub with ice and salt.  
 Terumi: What's next?  
 Denise: After that, you turn this handle, and you keep adding salt and ice until you can't turn the handle any more.  
 Terumi: And then what?  
 Denise: You open it up, and there's your delicious homemade ice cream.



## GIVE IT A TRY

### 1. Describing what objects are used for

What's this thing? It's an ice-cream maker.

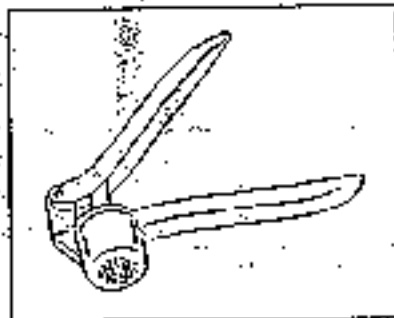
What's this thing used for? It's used for making ice cream.  
to make ice cream.

#### PRACTICE 1

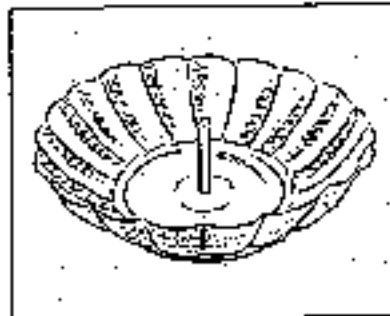
Class CD 2  
Track 3

Listen to the example. Student A chooses one object and asks what it is used for. Student B answers by using the cues below.

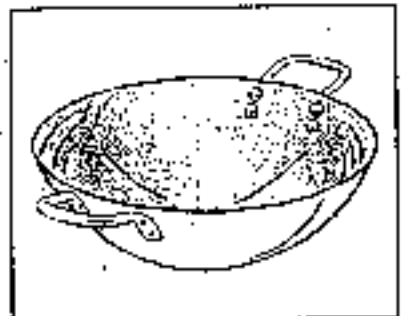
Student A



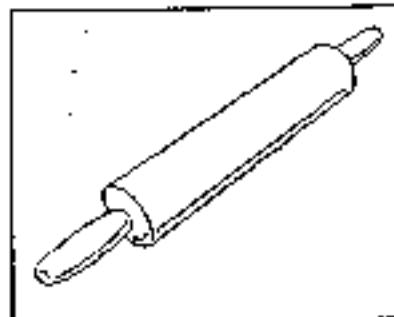
garlic press



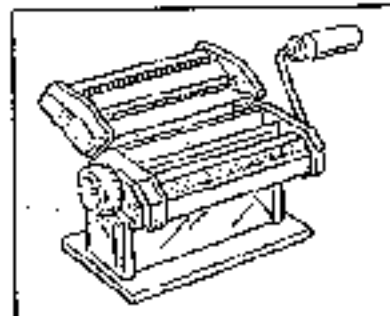
steamer basket



wok



rolling pin



pasta maker



rice cooker

Student B

- steam-cook food
- cook rice
- crush garlic
- make fresh pasta
- fry meat and vegetables
- roll out pastry

#### PRACTICE 2

Work in groups. Think of an object that is used in your kitchen. Describe what it is used for. The others in your group will guess the name of the object. Each person takes a turn.

#### Use These Words

measure	cut
peel	grate
chop	strain
serve	slice

## 2. Giving instructions

How do you | use | it?  
              | make |

Please | show | me how to | use | it.  
          | tell |                   | make |

How does it work?

First, you put this metal container in the bottom of the tub.  
Then you fill it with an ice-cream mixture.

Next, you put the lid on the container and fill the rest of  
the tub with ice and salt.

After that, you turn this handle.

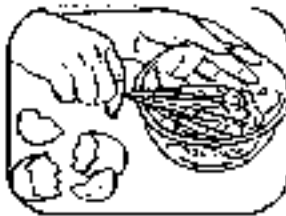
### PRACTICE 1

Class CD 2  
Track 6.2

Listen to the example. Work in pairs. Take turns explaining how to use the objects in the pictures from Practice 1 in Part 1.

### PRACTICE 2

Put the steps of how to make an omelette in the correct order. Then take turns telling your partner how to make it.



- \_\_\_ add mixture to frying pan and cook for five minutes
- \_\_\_ melt butter in a frying pan
- \_\_\_ add salt and pepper and bit of milk
- \_\_\_ beat three eggs in a bowl

## LISTEN TO THIS

Class CD 2  
Track 6.3

**Part 1** You will hear a recipe. Listen and write down the ingredients.

**Part 2** Listen again and write the instructions.

Ingredients	Instructions
	Step 1
	Step 2
	Step 3
	Step 4
	Step 5
	Step 6
	Step 7

**Part 3** What tools do you need for this recipe?

## LET'S TALK

**Part 1** Work in groups. Choose one of the items below. Without speaking, show how to use it. The rest of the group should try to guess what the item is for.

For example:

A: (acts like he or she is pouring water into a kettle)

B: It's for boiling water.

A: Correct. It's a kettle.



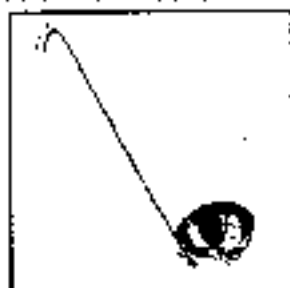
kettle




rice cooker



chopping board



ladle




blender



coffeemaker



waffle iron



cake pan

**Part 2** Work in pairs. Choose an item from above. Take turns explaining how to use it. Then reverse roles.

**Part 3** Work in pairs. Choose an item not on this page. Without speaking, show how to use it. Your partner will try to guess what it is. Reverse roles.

# Conversation

## What else do I need?

Do you ever have picnics? What things do you or your family usually take?

Class CD 2, Track 6

- Denise: Hey, Terumi, would you like to go to the beach for a barbie with us next weekend?
- Terumi: A barbie, what's that?
- Denise: It's a barbecue! We'll cook food for everyone at the beach. Look, our outdoor grill is right here.
- Terumi: I'd love to come. Do I need to bring anything?
- Denise: Well, you'll need a hat and some sunscreen. You could get badly sunburned out there. You might also need some insect repellent.
- Terumi: What do I need insect repellent for?
- Denise: It's to keep mosquitoes and other insects away. They're attracted by the smell of the food.
- Terumi: OK. What else do I need?
- Denise: That's it, really. But we'll also be taking an esky.
- Terumi: What's an esky?
- Denise: It's for keeping drinks cool!
- Terumi: Oh, a cooler!
- Denise: Yeah! And some charcoal, here it is... oh yes and a fire extinguisher just in case!

Class CD 2, Track 7

Words ending in a [l] sound are often linked to words beginning with a [t] or [d] sound. Listen and pay attention to these phrases.

Next weekend  
got sunburned  
insect repellent  
That's really

Listen to the conversation again and notice the linked words.

## GIVE IT A TRY

### 1. Discussing needs and requirements

Do I need to bring anything?	Yes, you need a hat. No, not really.
What else do I need?	You might also need some insect repellent. That's it.

#### PRACTICE

Class CD 2  
Track 8

Listen to the example. Invite your partner to do one of the activities below. Your partner will ask what he or she needs to bring. Suggest two or three things. Reverse roles. Write down the things your partner suggests.

1. surfing \_\_\_\_\_
2. picnic \_\_\_\_\_
3. weekend camping trip \_\_\_\_\_
4. skiing trip \_\_\_\_\_
5. one-day hiking trip \_\_\_\_\_
6. your idea \_\_\_\_\_

#### Use These Words

knife	sunglasses
map	candles
flashlight	sleeping bag
raincoat	water bottle

### 2. Asking for clarification

What do I need insect repellent for? | It's to keep mosquitoes and other insects away.

What is the esky for? | It's for keeping drinks cool.

Why do we need a fire extinguisher? | Just in case.

#### PRACTICE 1

Class CD 2  
Track 9

Listen to the example. Then look at the items your partner suggested in the previous Practice. Ask your partner why you need each one. Reverse roles.

#### PRACTICE 2

Student A is going to have a birthday party next Saturday night. Student B asks Student A what he or she needs to bring to the party and why. Reverse roles.

### 3. Talking about consequences

Why do I need a hat?

If you don't wear a hat, you'll get sunburned.

Why do I need insect repellent?

You should use insect repellent, otherwise you'll get bitten by mosquitoes.

#### PRACTICE 1

Class CD 2  
Track 10

Listen to the example. Student A lives in Australia. Student B is going to visit Student A for two weeks in August. Suggest four or five things he or she should bring and explain why they are needed.

#### PRACTICE 2

Student B lives in Alaska. Student A is going to visit Student B for two weeks in August. Suggest four or five things he or she should bring and explain why they are needed.

### LISTEN TO THIS

Class CD 2  
Track 11

**Part 1** Heidi is going to visit her friend Nicki in Aspen, Colorado, for a week. Listen to them discussing what Heidi needs to bring. Write down the activities they are planning.

**Part 2** Listen again and write the items Heidi needs to bring.

Activities	Items

**Part 3** Why does Heidi need to bring each item?

## PERSON TO PERSON STUDENTS A AND B

**Part 1** Your partner is a visitor from another country and wants to find out about your culture. Choose one of the topics below. You are going to explain how to make or prepare it. First, make a list of all the tools that you need. Then make a list of the steps (at least four).

- how to prepare a typical dish
- how to make a decoration for a festival or holiday
- how to make a traditional craft

Tools	Steps

**Part 2** Now tell your partner how to make or prepare the thing you chose. First, explain each tool and what it is used for. Then give the instructions. Answer any questions. Make sure he or she understands the process clearly.

**Part 3** Reverse roles. Your partner will explain how to make or prepare a typical food, decoration, or craft. You will take notes about each step and ask questions. Draw a picture if it is helpful.

### Now Try This

Use your notes to show how classmates each step of making or preparing the food or craft without saying anything. First, they will try to name each instruction as you act it out. Then they will guess what you are making.

## We'd like to book a hotel

What kind of hotels do you like to stay in when you travel? Make a list of the most important features.

### CONSIDER THIS

Julie's Undersea Lodge



This small hotel in Florida has hot showers and television—but only two bedrooms and no doors. How do you get in? By diving seven meters underwater and swimming up through a hole in the floor!

c. Would you like to stay in Jules' Undersea Lodge?

Agent: Can I help you?

Julie: We'd like to book a hotel in Tioman for one week.

Agent: Are you interested in a hotel or a package?

Lisa: Well, we'd like to learn how to scuba dive, so the package would be better, I think.

Agent: I see. Do you want to stay in a budget hotel or a luxury resort?

Julie: Mm, something in the middle, I think.

Agent: OK. Take a look at this brochure.

Julie: Where is this hotel?

Agent: Oh, it's right on the beach.

Lisa: This looks perfect. We'd like to reserve a double room from September 23–30.

Agent: Certainly. I just need your names, please.



## GIVE IT A TRY

### 1. Asking about types of hotels

Would like to book a hotel in Tioman, please.  
Can you recommend a hotel in Tioman, please?

Well, a package hotel would be better.

This looks perfect,  
a bit too expensive.




Are you interested in a hotel or a package resort?

Take a look at this brochure.

### PRACTICE

Class CD 2  
Track 13

Listen to the example. Student A is planning a one-week trip to Tioman. Ask Student B for advice. Student B is a travel agent. Help Student A choose a hotel. Reverse roles.

 <p><b>Spa Resort HOTEL</b></p> <p>SET ON A SECLUDED BEACH, ideal for swimming, diving, and snorkelling.</p> <p>SINGLE AND DOUBLE STORY BUNGALOWS surrounded by palm trees and gardens, most within a 2-minute walk of the beach.</p> <p>SPACED BATH and shower facilities.</p> <p>OPTIONAL DIVING packages and boat excursions.</p>	 <p><b>White Sands HOTEL</b></p> <p>Single story apartments with one, two, or three bedrooms, looking out onto a palm-shaded swimming pool exclusively for hotel guests.</p> <p>Breakfast included.</p> <p>All rooms equipped with private bathroom, hair dryer, air conditioning, TV, telephone, and tea- and coffee-making facilities.</p>	 <p><b>Greenland Hotel</b></p> <p>Perfect for budget travellers, clean and well-kept. Located on the beautiful beachfront.</p> <p>Facilities include: restaurant, coffee shop, swimming pool, tour booking service, laundry service, and guest internet access.</p> <p>Water sports and diving equipment available for rent.</p> <p>Four-bed and six-bed rooms available.</p>
---	--	--

### 2. Asking for details

Where is the Spa Resort Hotel?

It's on the beach.

It's near the center.

Does it have a swimming pool?  
Is there?

Yes, it does. / No, it doesn't.

Yes, there is. / No, there isn't.

What types of rooms does it have?

It has double rooms  
single rooms

### PRACTICE

Class CD 2  
Track 14

Listen to the example. Use the information in the Practice above to ask and answer questions about the hotels. Student A asks questions about two of the hotels. Reverse roles.

Ask questions about:

1. location

3. facilities

5. tours

2. types of rooms

4. price

6. meals

#### Use These Words

expensive

cheap

reasonable

comfortable

clean

nice

convenient

friendly

### 3. Making a reservation

I'd like to reserve a double room at the Spa Resort Hotel, please  
From September 23-30  
Yes, my last name is Park, Paek.

Certainly. For what dates?  
Could I have your name, please?

#### PRACTICE

Class CD 2  
Track 15

Listen to the example. Student A is a tourist. Student B works in a travel agency. Use the hotels from the Practice in Part 1 to have a conversation. Reverse roles.

### LISTEN TO THIS

Class CD 2  
Track 16

**Part 1** Listen to someone making a reservation at the Palm Tree Hotel. Check (✓) which type of information is mentioned.

- price
- type of room
- location of room
- meals
- hours
- cable TV

**Part 2** Listen again and write the name, the dates, and the type of room requested.

#### *Palm Tree Hotel*

Name \_\_\_\_\_

Dates \_\_\_\_\_

Type of room \_\_\_\_\_

**Part 3** Ask your partner about the things that are available at the Palm Tree Hotel.

## LET'S TALK

**Part 1** Work in pairs. Describe your dream hotel by discussing the following questions with your partner. Write your answers.

Where is the hotel?

What is its name?

What kind of rooms does it have?

What kind of facilities does it have?

What kind of tours or trips are available?

How much does it cost to stay there?

**Part 2** Work as a class. Interview six students about their hotels using the questions in Part 1. Take turns making reservations at each other's hotels. Write the reservations for your hotel in the chart.

### Hotel Reservations

Person's name

Type of room

From (date)

To (date)

**Part 3** Work in groups. Go back to your groups and share the information you learned. How many reservations did you get? Which hotels did you make a reservation at?

# Conversation 2

We'd like to check in, please.

Do you often stay in hotels? What kind of room do you prefer?



Class CD2, Track 17

Julie: We'd like to check in, please.

Clerk: Do you have a reservation?

Julie: Yes, our last names are Park and Kim.

Clerk: Here it is. Could you sign here, please? And I'll need to see your passports.

Julie: Here you are. Do you have a room with an ocean view?

Clerk: Yes, we do. You can have room 43B.

Lisa: And do you know where we can rent some diving gear?

Clerk: You can rent diving equipment from our diving center, just around the corner from the swimming pool. It's open from 7 A.M. to 3 P.M.

Julie: And what time can we get dinner?

Clerk: The restaurant opens for dinner at 6 P.M.

Julie: Thanks.

Clerk: Do you need any help with your bags?

Lisa: No, that's all right. We can manage.

Class CD2, Track 18

The verb can is usually unstressed. Listen to these sentences.

Do you know where we can rent some diving gear?

What time can we get dinner? We can manage.

Listen to the conversation again and notice the unstressed examples of can.

## LET'S TALK

**Part 1** Work in pairs. Describe your dream hotel by discussing the following questions with your partner. Write your answers.

Where is the hotel?

What is its name?

What kind of rooms does it have?

What kind of facilities does it have?

What kind of tours or trips are available?

How much does it cost to stay there?

**Part 2** Work as a class. Interview six students about their hotels using the questions in Part 1. Take turns making reservations at each other's hotels. Write the reservations for your hotel in the chart.

### Hotel Reservations

Person's name	Type of room	From (date)	To (date)
---------------	--------------	-------------	-----------

**Part 3** Work in groups. Go back to your groups and share the information you learned. How many reservations did you get? Which hotels did you make a reservation at?

## Conversation 2

We'd like to check in, please.

Do you often stay in hotels? What kind of room do you prefer?



Class CD 2, Track 17

Julie: We'd like to check in, please.

Clerk: Do you have a reservation?

Julie: Yes, our last names are Park and Kim.

Clerk: Here it is. Could you sign here, please? And I'll need to see your passports.

Julie: Here you are. Do you have a room with an ocean view?

Clerk: Yes, we do. You can have room 43B.

Lisa: And do you know where we can rent some diving gear?

Clerk: You can rent diving equipment from our diving center, just around the corner from the swimming pool. It's open from 7 A.M. to 3 P.M.

Julie: And what time can we get dinner?

Clerk: The restaurant opens for dinner at 6 P.M.

Julie: Thanks.

Clerk: Do you need any help with your bags?

Lisa: No, that's all right. We can manage.

Class CD 2, Track 18

The verb *can* is usually unstressed. Listen to these sentences.

Do you know where we can rent some diving gear?  
What time can we get dinner?  
We can manage.

Listen to the conversation again and notice the unstressed examples of *can*.

# GIVE IT A TRY

## 1. Checking in

I'd like to check in, please.

Do you have a reservation?

Yes, the last name is Park.

Here it is. Could you sign here, please?

### PRACTICE

Class CD 2  
Track 19

Listen to the example. Student A is a guest and wants to check in to a hotel. Student B is a desk clerk. Help Student A check in. Reverse roles.

## 2. Making requests

Do you have a room with an ocean view?  
Could I have a non-smoking room?

Yes, certainly. You can have room 43B.  
I'm sorry. Those rooms are all taken.

### PRACTICE

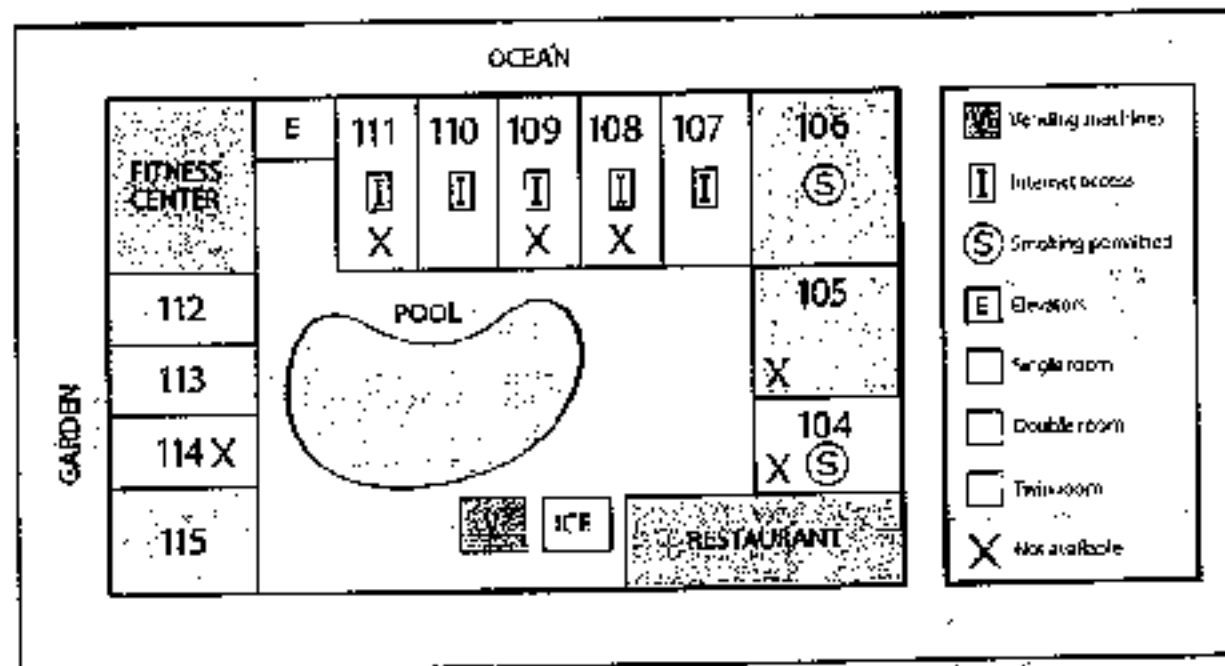
Class CD 2  
Track 20

Work in pairs. Listen to the example. Take turns checking in to a hotel. Choose from the list to make your requests. Your partner will use the chart to answer your requests. Reverse roles.

- a room overlooking the pool
- a room far away from the elevators
- a non-smoking room
- a room with an ocean view
- a room with Internet access
- a room near the fitness center

### Use These Words

next to  
near  
facing  
overlooking  
not far from  
far away from  
single / double / twin room  
suite



### 3. Asking about hotel services

Can I help you?

Could you tell me what time the restaurant opens for breakfast?  
 Do you serve breakfast on Sunday?

Yes, of course. Breakfast is served in the restaurant from 7:30 A.M. to 10 A.M.

Thank you very much.

#### PRACTICE

Class CD 2:  
Track 51.2

Listen to the example. Student A is a desk clerk. Student B is a hotel guest. Use the information below to have a conversation. Reverse roles.

#### Hotel Information

Restaurant:	Breakfast 7:30 – 10:00 A.M. Lunch 11:50 A.M. – 2:00 P.M. Dinner 6:00 – 11:30 P.M.
Fitness center:	Swimming pool and sauna 6:30 A.M. – 4:00 P.M. Exercise room: 9:00 A.M. – 4:00 P.M.
Business center:	Conference facilities available for groups. Fax and Internet access for individuals on request, \$10 per hour.
Wake-up calls:	Automated wake-up calls available on request. <i>Limo service to the airport and for city tours. Reservations at front desk.</i>

1. What time is breakfast?
2. When is the pool open?
3. Where can I send a fax?
4. Can I get a wake-up call?
5. Can I send an e-mail?
6. What kind of facilities does the fitness center have?
7. Can I get a limo to the airport?
8. Do you arrange any tours?

### LISTEN TO THIS

Class CD 2:  
Track 22.1

**Part 1** Listen to three conversations between a hotel guest and a desk clerk. Write the guest's request in the chart.

**Part 2** Listen again and write the name and room number of each person.

	Request	Name	Room number
1			
2			
3			

**Part 3** Were the requests successful or not?




## PERSON TO PERSON STUDENT A

(Student A looks at this page. Student B looks at page 111.)

**Part 1** Read the hotel brochure. Ask your partner questions to fill in the missing information.

### CITY GARDEN HOTEL



**RELAX IN COMFORT AND STYLE!**  
Choose one of our 450 luxurious double-, queen-, or king-size guest rooms and \_\_\_\_\_ deluxe suites. The guest rooms feature individually controlled air conditioning and heating units, refrigerators, and tea / coffee makers.

Don't miss the opportunity of a wonderful dinner at \_\_\_\_\_, a fusion of American, Asian, and European food. Open from 8 P.M. to midnight.

**ROOM SERVICE:**  
Room service available from our courteous concierge staff.  
Newspaper delivered in guest rooms every \_\_\_\_\_.  
Limousine: Complimentary shuttle service to and from airport.  
Fitness center: \_\_\_\_\_, sauna, whirlpool, massage, and weight room.

**Services**

\_\_\_\_\_ Internet access in our business center.  
Fitness center passes available from the front desk.  
Cable TV available in \_\_\_\_\_ only.  
Wake-up calls from 5 A.M. to noon.  
Rooms equipped with:  
Iron and ironing board / \_\_\_\_\_ /  
Alarm / Radio  
Garage parking (\$ \_\_\_\_\_)

**Rates**

Single / Double room - \$ \_\_\_\_\_  
Queen-size room - \$89  
King-size room - \$109  
Deluxe suite - \$169  
City tour - \$ \_\_\_\_\_  
City tour and dinner for two - \$89  
Weekend Getaway Special  
(certain dates only) - \$199

**SPECIAL OFFERS:**  
Don't miss our special weekend getaway—two nights in a deluxe suite with dinner for two.

**Part 2** Now answer your partner's questions about the hotel brochure.

**Part 3** You are a tourist. Call the hotel to make a reservation. Ask about hotel services and facilities. Say what kind of room you would like, and give the dates and your name. Use the brochure above.

### Now Try This

Describe your dream hotel. Tell your partner about it and answer his or her questions.

## If you like shopping

Do you plan your trips carefully and do you often get there?

### CONSIDER THIS

The world's best cities



A survey by an American magazine found that the best cities to visit are:

1. Sydney, Australia
  2. Florence, Italy
  3. Bangkok, Thailand
- Voters considered sight-seeing, culture, the arts, restaurants, food, shopping, and value.

What do you think is the world's best city to visit?

**Sang-woo:** Hi. Can you help me? I'm here for a week and I need some ideas for things to do.

**Guide:** I have some brochures here. What are you interested in seeing here in Hong Kong?

**Sang-woo:** First, I want to see the famous sights.

**Guide:** Of course, you shouldn't miss Victoria Peak. You take a cable car to the top, and you can get fantastic views of the city from there.

**Sang-woo:** That's a good idea. What else is there to do?

**Guide:** Hundreds of things. If you like shopping, there are lots of street markets where you can get really good bargains on clothing, antiques... whatever you like.

**Sang-woo:** I'm not really interested in that. What's there to do at night?

**Guide:** There are clubs, concerts, plays... you name it.

**Sang-woo:** That sounds exciting!

## GIVE IT A TRY

### 1. Getting information

I need some ideas for things to do in Hong Kong.

First, I want to see the famous sights.

What are you interested in seeing?

What do you want to see?

You shouldn't miss Victoria Peak. You can get fantastic views from there. Then you can go shopping.

#### PRACTICE 1

Class CD 2  
Track 24

Listen to the example. Student A is a guide in Hong Kong. Student B is a tourist. Use the information below to have a conversation.

1. Victoria Peak—fantastic views of the city
2. Floating restaurants—fresh seafood and views of the bay
3. Street markets—amazing bargains
4. Temples—wish for good luck and find out your fortune



#### PRACTICE 2

Reverse roles. Student B is a guide in Singapore. Student A is a tourist. Use the information below to have a conversation.

1. Old Chinatown—stores, old houses, and temples
2. Jurong Bird Park—tropical birds fly freely under a forest canopy
3. The Raffles Hotel—old-fashioned style and elegance
4. Sentosa Island—beaches, nature trails, and more



## 2. Discussing possible activities

What is there to do?

If you like shopping, there are lots of street markets  
you can get really good bargains at the street markets.  
you should visit the street markets

That's a good idea

I'm not really interested in that. What else is there to do?

### PRACTICE 1

Class CD 2  
Track 25

Listen to the example. Then take turns asking your partner about activities in Hong Kong or Singapore. Use the cues below, and the pictures and information on the previous page.

1. birdwatching
2. animals
3. shopping
4. hiking
5. swimming
6. eating out
7. historic buildings
8. taking pictures

### Use These Words

diving  
sightseeing  
climbing  
relaxing  
sunbathing  
snorkeling  
exploring  
browsing

### PRACTICE 2

Your partner is planning his or her next vacation. Find out what he or she is interested in and recommend one of these places. Say what you can do there. Reverse roles.



Fiji



Italy



Kenya

## LISTEN TO THIS

Class CD 2  
Track 26

**Part 1** Listen to descriptions of two places. Write the name of each place in the chart.




**Part 2** Listen again and write what you can see and do in each place.

Place	Things to see and do
1	
2	

**Part 3** Which place would be good for a family to visit on vacation? Why?

## LET'S TALK

**Part 1** Think of three things you like to do on vacation. Write them in the chart.

Use the pictures to help you.	Places of Interest	
		
		
		

**Part 2** Walk around the class and ask your classmates for advice about where to go for your next vacation. Write the names of the places that match your interests in the chart.

**Part 3** How many places did you find? Which place would you choose?

**Part 4** Work in pairs. What things are most important to you when choosing a vacation destination? Make a list of the top five things. Compare your lists with the class.

# Conversation

## How do I get there?

How do you find your way?

Class CD 2 Track 27

- Sang-won:** What's the best way to get to Waterfront Park from here? Can I take the subway?
- Guide:** No, but you can catch the number 34 bus in front of that hotel. Get off at Harbor Street. Actually, it's just a short walk from here.
- Sang-woo:** Really? How far is it?
- Guide:** About ten or fifteen minutes. You know, there are also guided tours of the city you can take.
- Sang-woo:** Oh? What does the city tour include?
- Guide:** They take you around the major points of interest. You can get a good idea of where everything is.
- Sang-woo:** Hmm. How much is it?
- Guide:** It's \$10.00 per person for a one-hour tour. The tour bus stops across the street from here, and there should be one in about ten minutes. You can buy a ticket on the bus.
- Sang-woo:** Thanks. That sounds like a great idea.

Class CD 2 Track 28

Words ending in a [l] sound are often linked to words beginning with a vowel. Listen and practice these phrases.

front of      get off  
just a        9:45

Listen to the conversation again and notice the linked words.

# GIVE IT A TRY

## 1. Asking about public transportation

Excuse me. What's the best way to get to Waterfront Park from here? Can I take a bus?  
 How do I get to the subway?

Yes, you can catch the number 34 bus.  
 Take the subway to the Museum Station. Take the Green Line to Museum. Then change to the Red Line. Get off at Baker.

Oh, it's just a short walk from here.  
 Actually, it's best to take a taxi from here.



### PRACTICE 1

Class CD 2  
Track 29

Listen to the example. Then ask your partner about getting to four of the following places by public transportation. Use the information in the box to answer. Reverse roles.

1. Harper's Bay Mall
2. Opera House
3. Sports Stadium
4. Strand Theater
5. Central Park
6. Lakeshore Zoo
7. Mercy Hospital
8. Farmers' Market

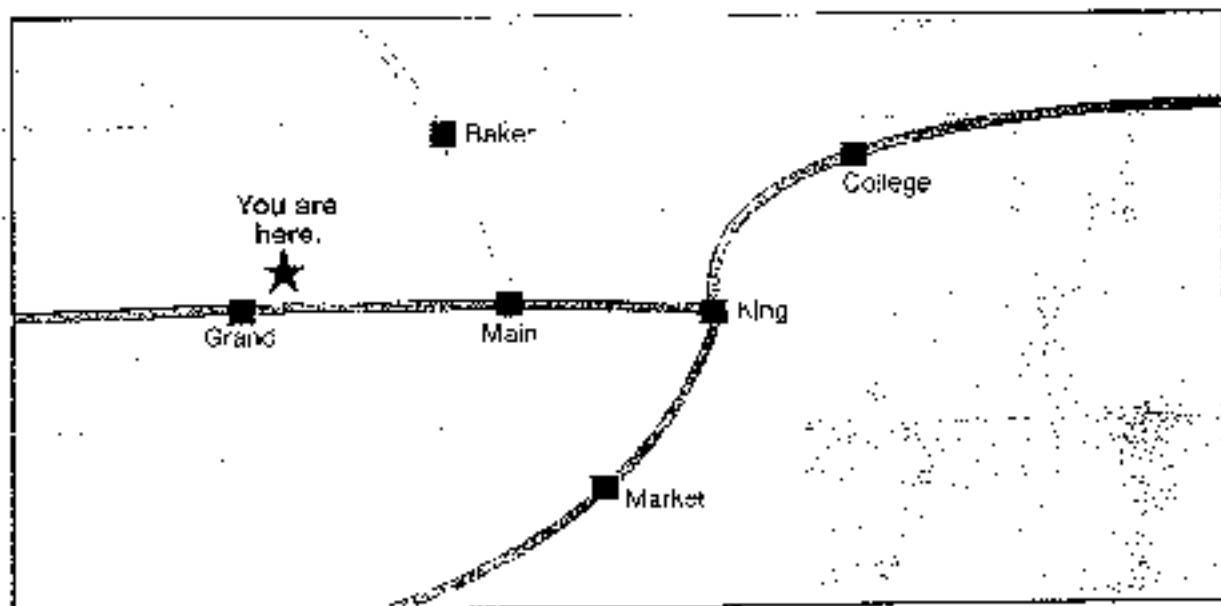
**Take City Transit!**  
Cheaper, Faster, More Convenient

Bus Routes		Subway Stations	
Sports Stadium	#67	Strand Theater	Baker
Harper's Bay Mall	#52	Central Park	Main
Lakeshore Zoo	#17	Opera House	King
Old Towne	#14	Mercy Hospital	College
The Docks	#14	Farmers' Market	Market

### PRACTICE 2

Use the subway map below to ask and answer questions about how to get to the stations in Practice 1 from Grand Station.





## 2. Talking about tours

What does the city tour include?	It's a guided bus tour of the entire city.
Where does the bus tour go?	They take you around the major points of interest.
How much is it? Does it cost?	It's \$10.00 per person for a one-hour tour or two-hour tour.
Is lunch provided?	Yes, it is.

### PRACTICE 1

Class CD 2  
Track 30

Listen to the example. Student A asks his or her partner questions to get all the details about the walking tour. Student B uses the information below to answer.

<p><b>WALKING TOUR OF OLDE TOWNE</b></p>  <p>Learn the history of Harper's Bay. Browse the quaint stores. See the way the early settlers lived. \$15 per person for a two-hour tour. Traditional picnic lunch provided.</p>	<p><b>Harper's Bay</b> HARBOR TOUR</p>  <p>View Olde Towne and downtown from the harbor and relax aboard the MINNOW.</p> <p><b>\$20 PER PERSON</b> for a 3-hour tour (includes buffet lunch).</p>
--	---

### PRACTICE 2

Student B asks his or her partner questions to get all the details about the harbor tour. Student A uses the information above to answer.

#### Use These Words

start from	picturesque
get off	comfortable
finish	fascinating
get on	memorable

## LISTEN TO THIS

Class CD 2  
Track 31

**Part 1** Listen to a tour guide beginning a tour of Minneapolis. What kind of tour is it?

**Part 2** Listen again and answer these questions.

1. How much is the tour? \_\_\_\_\_
2. How long is the tour? \_\_\_\_\_
3. How long is lunch? \_\_\_\_\_
4. Where does the tour start and end? \_\_\_\_\_

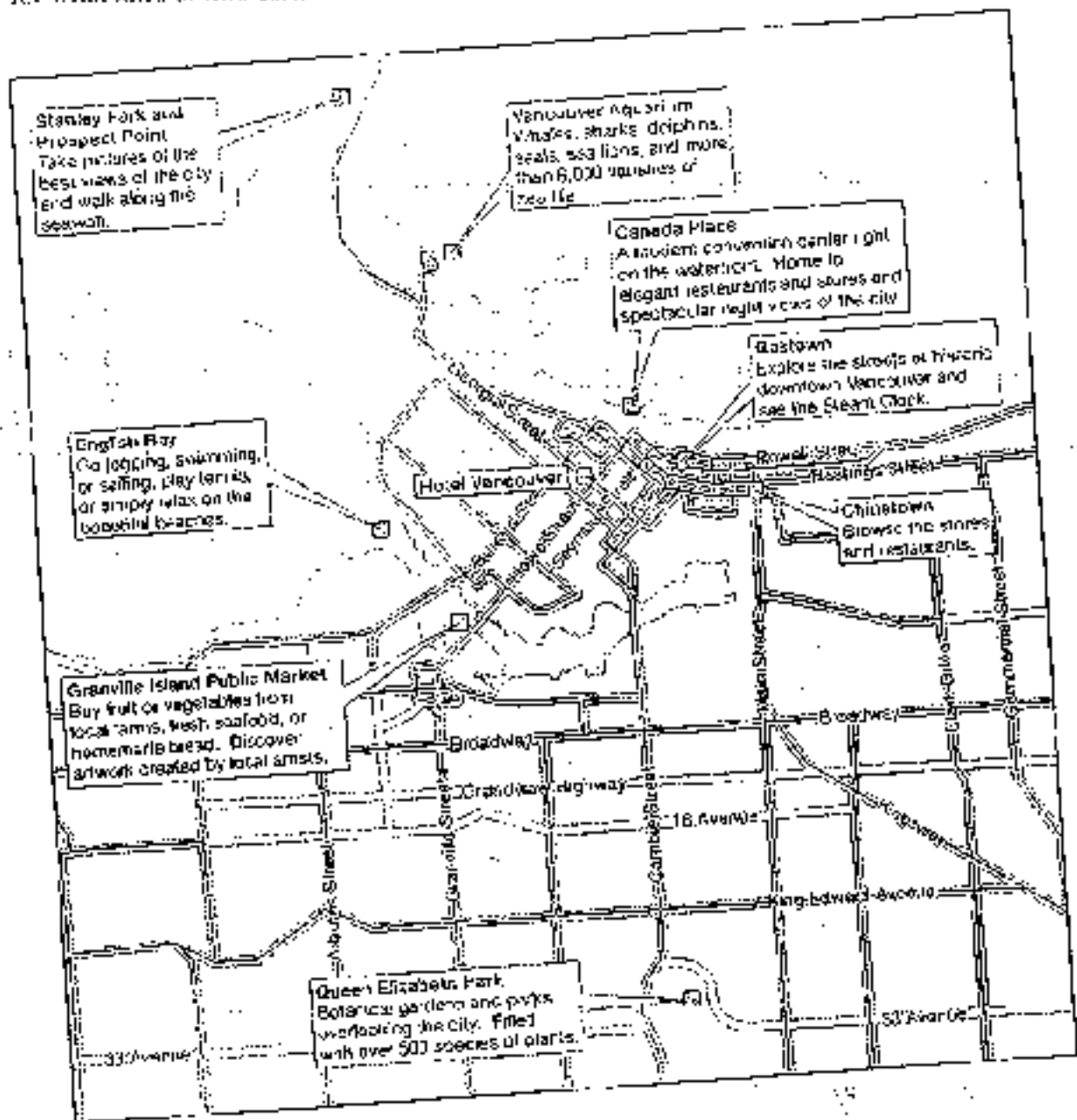
**Part 3** Listen again and ask your partner three more questions about the information in the tour guide's introduction.



## PERSON TO PERSON

(Student A looks at this page. Student B looks at page 112.)

**Part 1** Read the information about Vancouver, Canada. Which places are good for what kind of interests?



**Part 2** You are a tour guide. Your partner is a tourist visiting Vancouver for one day. Help your partner decide which sights he or she wants to visit and explain how to get there from the Hotel Vancouver.

**Part 3** Your partner is only visiting Vancouver for one day. What places should he or she definitely visit? Why? Compare your answers with your partner.

### Now Try This

Choose another town or city that you know. Give your partner advice about what to see and do there.

# Review:

## Units 7-9

### LISTEN TO THIS UNIT 7

Class CD 2  
Track 3c

Listen to the instructions on how to make a craft. Write down the things you will need. Then make notes of the instructions. What kind of object is it?

Tools	Instructions
	Step 1
	Step 2
	Step 3
	Step 4
	Step 5
	Step 6

### GIVE IT A TRY

Work as a group. You are going to live on a desert island for a year. In your group, choose five things to take with you. Say why you will need each item. Then compare your choices with other groups.

string	compass	sleeping bag	knife
flashlight	matches	whistle	bottle of aspirin
plastic sheet	hammer	mirror	tube of antiseptic cream

### LISTEN TO THIS UNIT 8

Class CD 2  
Track 3b

A woman is checking in to the Shamrock Motel. Listen and answer the following questions.

1. How much are the rooms? \_\_\_\_\_
2. Put a check (✓) beside the things that are available

<input type="checkbox"/> swimming pool	<input type="checkbox"/> vending machines
<input type="checkbox"/> fitness center	<input type="checkbox"/> gift shop
<input type="checkbox"/> restaurant	<input type="checkbox"/> wake-up calls
<input type="checkbox"/> coffee shop	<input type="checkbox"/> cable TV

## GIVE IT A TRY

Think of your dream hotel. Write the information in the chart below. Then find out about your partner's hotel. Write the information in the chart and practice making a reservation.

Your hotel

Hotel name \_\_\_\_\_  
 Location \_\_\_\_\_  
 Types of accommodation \_\_\_\_\_  
 \_\_\_\_\_  
 Rates \_\_\_\_\_  
 Facilities \_\_\_\_\_  
 Tours or trips \_\_\_\_\_  
 Special offers \_\_\_\_\_

Your partner's hotel

Hotel name \_\_\_\_\_  
 Location \_\_\_\_\_  
 Types of accommodation \_\_\_\_\_  
 \_\_\_\_\_  
 Rates \_\_\_\_\_  
 Facilities \_\_\_\_\_  
 Tours or trips \_\_\_\_\_  
 Special offers \_\_\_\_\_

## LISTEN TO THIS UNIT 9

Class CD 2  
Track 34

You are going to hear a description of a London bus tour. Listen and write the information in the chart.



What do you see?	Cost / Time	What's included?	What's not included?

## GIVE IT A TRY

**Part 1** Work as a group. In your group, plan a tour of your town or neighborhood. First, choose four places that you think a visitor should see and discuss why tourists should go there. Take notes below.

Place 1: _____	Place 2: _____	Place 3: _____	Place 4: _____

**Part 2** Find a partner from another group. You are a tourist. Your partner is a tour guide. Have a conversation using the notes from your chart. Then, reverse roles. Who gave the best advice?

Describe the people in the  
words or phrases did you use

### CONSIDER THIS

The Ideal partner?



A survey in the U.S. asked: *What are the most important qualities for a partner?* It found that women and men don't look for the same qualities.

Women look for someone who is intelligent, good-looking, easy to talk to, honest, and confident.

Men look for someone who is good-looking, friendly, intelligent, funny, and honest.

What do you look for in a partner?

Class CC 2, Teach 35

**Mariko:** I've been here nearly six months, and I still don't know half the people here. Who's that woman?

**Bob:** Where?

**Mariko:** The one in the purple sweater.

**Bob:** I don't know. I never saw her before. Why?

**Mariko:** I think she's the one who just moved into my apartment building.

**Bob:** Oh, yeah?

**Mariko:** And do you know who that man is?

**Bob:** Which one?

**Mariko:** The one in the blue jacket. I think I've met him before.

**Bob:** That's Matt Chang.

**Mariko:** Is he the one whose brother drives the red sports car?

**Bob:** Yeah, that's right.

**Mariko:** Well, Matt's the one. I'd like to meet. Can you introduce me to him?

## GIVE IT A TRY

### 1. Asking who someone is

Who's that woman?

Do you know who that man / guy is?

The one in the purple sweater  
in the blue jacket  
next to the telephone.

Which one?


I have no idea. I never saw her before.  
I'm not sure. him

I think she / he is the one who just moved  
into my apartment building.

#### PRACTICE 1

Class CD 7  
Track 36

Listen to the example. Take turns asking and answering questions about the people below.



- works at the Mexican Embassy
- is a sports reporter
- moved into the house next door
- opened a new Korean restaurant
- won a music scholarship
- teaches French at the high school

#### PRACTICE 2

Ask your partner questions about other people in the room. Use your own ideas to answer.

## 2. Identifying someone

Is Matt (he) the one whose brother drives the red sports car?

Yes, that's right.

No. His brother drives a motorcycle.

Is he the one whose girlfriend sings in a rock band?

No. His girlfriend plays the guitar.

### PRACTICE 1

Class 11  
Track 37


Listen to the example. Student A asks about three guests at a party. Student B confirms or corrects Student A's guesses. Use the information below to have a conversation. Reverse roles and talk about the other three people.



1 Alex / sister owns a music store



2 Anna / sister just got married



3 Tom / son plays guitar in a band



4 Yoshi and Chie / dog had puppies



5 Arthur / daughter is a dancer



6 Ian / brother designs websites

### PRACTICE 2

Make guesses about other students in the class. Your partner will confirm or correct your information. Follow the model from Practice 1. Reverse roles.

## LISTEN TO THIS

Class 10  
Track 18

**Part 1** Listen to two people talking about people at a party. Write the names of the three people they are talking about.

**Part 2** Listen again and write the information about each person.

**Part 3** Think of a question to ask each of the three people at the party.

Name

Information

## LET'S TALK

**Part 1** Work in groups. Choose one person to be the secretary. Each person in the group will think of one unusual or interesting fact about themselves. The secretary will write two facts on a piece of paper like this

*I went to Australia on vacation last winter.  
My favorite sport is in-line skating.  
I love video games.  
My sister is a chess champion.  
My brother is in a rock band.*

**Part 2** Work in groups. Exchange papers with another group. Talk about the facts on the paper. Who does each fact belong to? Have the secretary write the group's guesses.



**Part 3** When your group has finished, check your answers with the other group.

**Part 4** Repeat the activity with the other groups in the class.

Think of the best and the worst teacher you have ever had. Why was he or she so good or bad?



Class CD 2, Track 39

- Mariko: Hi, Rosa. What are you doing?  
Rosa: I'm trying to pick an English literature class for this semester.  
Mariko: Take Professor Holt's class. I had her last year.  
Rosa: Really? What's she like?  
Mariko: Fantastic! I think she's a great teacher.  
Rosa: Why? What makes her so great?  
Mariko: For one thing, she's really funny.  
Rosa: Yeah, but I want to learn something.  
Mariko: Don't get me wrong. She's funny, and if someone's funny, you pay more attention. She's also really smart, so you learn a lot.  
Rosa: What do you think of Professor Vance?  
Mariko: He's boring. Everyone falls asleep in his class. And he's not very easy to talk to.  
Rosa: OK. I'll try to take Professor Holt's class.  
Mariko: I'm sure you'll enjoy it!

Class CD 2, Track 40

Listen to the [r] sound after a vowel in these words.

learn	literature
smart	professor
year	teacher

Listen to the conversation again and notice the words with an [r] sound after a vowel.



## GIVE IT A TRY

### 1. Asking what someone is like

What's he / she like?

What do you think of Professor Vance?

He's easy going.

He's boring.

He's not very easy to talk to.

#### PRACTICE 1

Look at the vocabulary below. Decide with your partner if the qualities listed below are positive or negative and write them in the chart. Think of more adjectives and add them to the list. Compare your lists with your classmates.

outgoing  
 smart  
 aggressive  
 greedy  
 strict  
 open-minded  
 stingy  
 considerate  
 honest  
 conceited  
 moody  
 hardworking

Positive qualities	Negative qualities

#### PRACTICE 2

Class CD 2  
 Track 41

Listen to the example. Think of a famous entertainer or athlete and write the name below. Write four adjectives to describe what you think he or she is like. Then ask two classmates. Write their answers in the chart. Discuss your results in a group.

Entertainer's or athlete's name: _____	
Your opinion	_____
Classmate 1	_____
Classmate 2	_____

#### Use These Words

really	pretty
very	quite
kind of	a bit
a little	not very

## 2. Discussing qualities

What makes her so great? She's funny. If someone's funny, you pay more attention.  
She's smart, so you can learn a lot from her.

### PRACTICE 1

Think of four people you like. Check (✓) the words from the vocabulary list below that describe them.

- |                                    |                                     |                                      |
|------------------------------------|-------------------------------------|--------------------------------------|
| <input type="checkbox"/> calm      | <input type="checkbox"/> brave      | <input type="checkbox"/> generous    |
| <input type="checkbox"/> polite    | <input type="checkbox"/> supportive | <input type="checkbox"/> friendly    |
| <input type="checkbox"/> practical | <input type="checkbox"/> sensitive  | <input type="checkbox"/> hardworking |
| <input type="checkbox"/> confident | <input type="checkbox"/> reliable   | <input type="checkbox"/> nervous     |

### PRACTICE 2

Class CD 2  
Track 42

Work in pairs. Listen to the example. Discuss the people and their qualities that you chose in Practice 1. Reverse roles.

## LISTEN TO THIS

Class CD 2  
Track 43

**Part 1** Listen to a boy and a girl discussing a birthday gift. What was the gift, and why was the boy unhappy about it?

**Part 2** What adjectives could you use to describe the boy's and the girl's personalities?

#### Adjectives

Boy

Girl

**Part 3** Which of these adjectives are positive? Which are negative? Which adjectives could have both positive and negative meanings?

## PERSON TO PERSON

(Student A looks at this page. Student B looks at page 113.)

**Part 1** Read the following statements spoken by different people. What kind of person do you think said each statement? Write the adjective next to each one.

conceited      confident      outgoing      shy      argumentative  
supportive      greedy      kind      rude      hardworking

When I go to a party,...	Adjective
1. I try to talk to as many people as I can.	
2. I feel sure when I talk to others.	
3. I try to help people make friends with each other.	
4. I offer to help people with their problems.	
5. My friends usually ask me to help clean up after the party.	
6. I usually talk to people I already know.	
7. I tell people about how successful I am.	
8. I often get into arguments with people who don't agree with me.	
9. I try to get as much free food and drinks as I can.	
10. I ignore people I don't like.	

**Part 2** Your partner has different statements. Take turns reading the statements aloud and match the ones you think were said by the same people.

**Part 3** Look at the list of jobs below. Your partner has a different list of jobs. Decide which person above is right for each job.



doctor



lawyer



teacher



nurse



police officer

### Now Try This

Which statements in Part 1 are true for you? Tell your partner. Ask for advice about which job would be good for you.

What kind of sports equipment can you see in the picture? What kind of sports do you like?

Class CD 2, Track 44

- John: Look at this equipment! I think there's something for every winter sport here.
- Tom: I like it. Look at that snowboarding gear. Have you ever tried snowboarding?
- John: Sure, a little. But I've never done it. Have you?
- Tom: Yeah, a little.
- John: You're kidding, right?
- Tom: Last year when I went to Korea.
- John: What was it like? Was it fun?
- Tom: Oh, yeah. I fell down a lot at first, but it was really cool.
- John: Did you try any other sports there?
- Tom: Yeah, we did some rock climbing. Have you ever done that?
- John: Lots of times. I used to go every weekend. The last time was in the spring. I fell and hurt my leg.
- Tom: That's too bad. How about bungee-jumping? That's really scary.
- John: Yeah, but I don't want to try!

### Skysurfing: FAQs



Who was the first skydiver?  
 Joe Crucian, from France  
 When was his first jump?  
 1987

How fast do skydivers fall?  
 Up to 150 kilometers per hour  
 What do you need for skydiving?

skyboard (\$500); jumpsuit (\$500); parachute (\$3,000); certification (\$2,500)

Would you like to skydive?

## GIVE IT A TRY

### 1. Discussing experiences (1)

Have you ever tried snowboarding? No, I've never done it. Have you?  
Yes, I have. When?  
I've done it lots of times.  
I tried it last year.  
I go snowboarding every weekend.

#### PRACTICE 1

Class CD 2  
Track 45

Listen to the example. Then ask your partner if he or she has done any of the following things. Reverse roles.



1 mountain biking



2 skateboarding



3 cross-country skiing



4 whitewater rafting



5 hang gliding



6 bungee-jumping

#### PRACTICE 2

If your partner answered yes to any of the things in Practice 1, find out when your partner did them.

### 2. Discussing experiences (2)

When was the last time you went mountain climbing?  
The last time was in the spring. I fell and hurt my leg.

#### PRACTICE

Class CD 2  
Track 46

Listen to the example. Then ask your partner about the last time he or she did any of the following things. Reverse roles.

1. went swimming
2. went skiing
3. rode a bike
4. played table tennis
5. did tai chi
6. played baseball
7. went jogging
8. your idea \_\_\_\_\_

### 3. Discussing experiences (3)

What was it like? I was terrified at first.  
 Was it fun? really scared.  
 Did you like it? It was really exciting.  
 I had a lot of fun.  
 I loved it. / I hated it.

#### Use These Words

scared	scary
terrified	terrifying
excited	exciting
interested	interesting
bored	boring
disappointed	disappointing
frustrated	frustrating
liked	liked

#### PRACTICE 1

Class CD 2  
Track 47

Listen to the example. Then tell your partner about an interesting sport or activity you have tried. Your partner will ask how you felt about it. Reverse roles.

#### PRACTICE 2

Write the names of three sports in each category below. Find out if your partner agrees. Explain the reasons for your choices.


exciting	dangerous	boring	terrifying

### LISTEN TO THIS

Class CD 2  
Track 48

**Part 1** Listen to three people talking about different sports they have tried. Number the pictures in the correct order.

**Part 2** Listen again and write the key words that helped you identify each sport.



**Part 3** How did each person feel? How did they describe the experience?

## LET'S TALK

**Part 1** In the chart, write five sports you have tried and when you last did each one. Then write one adjective that you think describes each sport.



Sport	You	Classmate 1	Classmate 2	Classmate 3
	When:	When:	When:	When:
	Opinion:	Opinion:	Opinion:	Opinion:
	When:	When:	When:	When:
	Opinion:	Opinion:	Opinion:	Opinion:
	When:	When:	When:	When:
	Opinion:	Opinion:	Opinion:	Opinion:
	When:	When:	When:	When:
	Opinion:	Opinion:	Opinion:	Opinion:

**Part 2** Walk around the class and find other classmates who have tried the same sports. When did they try the sport? What did they think of it? Write their answers in the chart.

**Part 3** Would you recommend the sports you wrote in the chart? Tell the class why or why not. Which sport was the most popular?

Think of an experience you had that you'll never forget.  
Why do you think you remember it so well?

- Shigeo: Did I ever tell you about the time I found some money on the train?
- Max: No. What happened?
- Shigeo: I was taking the train to my judo class, when I saw a wallet on the seat next to me. I picked it up, and it had about \$150 in it.
- Max: What did you do? Did you keep the money?
- Shigeo: No. I handed it to a police officer when I got off.
- Max: Good for you. That was really honest of you.
- Shigeo: I had a nice surprise three months later. They called me and gave me the money. They couldn't find the person who lost it.
- Max: Well, I'll never forget the time I lost money.
- Shigeo: Oh, no. Was it a lot?
- Max: I was on the train when I realized I had forgotten my train pass. I took out my wallet to pay for the ticket and my wallet was empty! I was sure I had about \$100.
- Shigeo: So what did you do about the ticket? How did you get home?
- Max: Oh, I had to get out at the next station and walk. I went home and I searched everywhere.
- Shigeo: Did you ever find it?
- Max: Well, I had to. I found it the next time I did laundry. It took me some pictures the whole time.

Class CD 2, Track 50

Listen to the final -ed sound in these words.

[t]	[d]	[ɪd]
picked	called	handed

Listen to the conversation again and notice the final -ed sound.



## GIVE IT A TRY

### 1. Telling a story

Did I ever tell you about the time I found \$150? No, what happened?  
Have I ever told you

I was taking the train to my judo class, when I saw a wallet on the seat next to me. What did you do?  
I gave it to a police officer when I got off.

#### PRACTICE 1

Class CD 2  
Track 5

Listen to the example. Student A chooses one of the pictures below and tells Student B his or her story. Student B asks questions to get more details. Reverse roles.



broke my leg



locked myself out



helped a hurt child



met a famous person

#### PRACTICE 2

Class CD 2  
Track 52

Listen to the example. Then think about what happened next in each story. Take turns telling the story again and continue as long as possible by asking questions.

#### PRACTICE 3

Tell your partner about an unusual experience you have had, or choose one of the situations below. Your partner will ask questions to get more details. Reverse roles.

1. the worst thing you did as a child
2. the bravest thing you ever did
3. the most embarrassing moment of your life
4. the best vacation you ever had
5. your idea \_\_\_\_\_

## 2. Responding to someone's story

I turned the wallet in to the police

Good for you. That was really honest of you.  
Did they find the owner?

I lost some money

Oh, no. That's terrible. Was it a lot?  
Did you find it?

### PRACTICE

Class CD 2  
Track 59

Listen to the example. Tell your partner about an experience you will never forget, or choose one of the ideas below. Your partner will respond and ask questions to get more details. Reverse roles.

- a time you found or lost something valuable
- a time when you helped someone
- a time when someone helped you
- your idea \_\_\_\_\_

### Use These Words

Oh, that's too bad!  
That's terrible!  
I'm happy to hear that.  
Great!  
That's unbelievable!  
Incredible!  
Amazing!  
I can't believe it!


## LISTEN TO THIS

Class CD 3  
Track 54

**Part 1** Listen to Lisa's story. Think of a good title for the story and write it below.

Title: \_\_\_\_\_

**Part 2** How did the Lisa feel at each stage of the story? Write adjectives under each picture.



**Part 3** Listen again and ask your partner three questions about what happened in the story.

## PERSON TO PERSON STUDENTS A AND B

**Part 1** Think of an unusual event or story that happened to you and write down some notes about it.

What happened? \_\_\_\_\_

Where did it happen? \_\_\_\_\_

When did it happen? \_\_\_\_\_

What were you doing? \_\_\_\_\_

What did you do next? \_\_\_\_\_

How did you feel? \_\_\_\_\_

**Part 2** Work in groups. In your group, decide who will be Students A, B, C, and D. Students A and B will share their stories with each other. Students C and D will share theirs. Take notes about your partner's story.



**Part 3** Work with a new partner in your group. Tell the story you just heard to your new partner. Take notes.



### Now Try This

Work in the same groups. Each person tells the last story they heard to the whole group. The others listen carefully and ask questions. The person who told the original story will check that the information is correct.

12

CONSIDER THIS

Hong Kong's Bruce Lee



The greatest action movie star

ever? Consider the facts.

- Bruce was very fit.
- The fight scenes in his movies are incredible.
- His expressive face communicated a lot of feeling.
- He had natural charm.

• Who's your favorite movie star?

Clips CD 2, Track 54

- Angie: What did you think of the movie?  
John: I thought it was great.  
Angie: You did? I thought it was terrible.  
John: Why? What didn't you like about it?  
Angie: For one thing, it was too violent. There was too much fighting.  
John: But, Angie, it was a martial arts movie!  
Angie: I know, but the story was silly, too.  
John: The stories are always silly in those movies.  
Angie: Then why do you like them?  
John: They're exciting and I like the fight scenes.  
Angie: Yeah, but the acting is terrible.  
John: They don't have to act. They just have to know how to fight. It's like watching a dance.  
Angie: Then maybe we should go to the ballet next time!

## GIVE IT A TRY

### 1. Asking and giving opinions

What did you think of the movie?	I thought it was great.
Did you like the TV show?	I loved it.
the game?	I thought it was so-so.
the concert?	I wasn't bad.
	I thought it was terrible.
	I hated it.

#### PRACTICE

Class CD 2  
Track 53

Listen to the example. Take turns asking and answering questions about three of the events below.

1. last weekend's new movies
2. the last Jackie Chan movie
3. the last music CD you bought
4. last night's TV programs
5. the last concert you went to
6. last weekend's sports events

### 2. Agreeing and disagreeing with opinions

I loved it.	So did I.
I thought it was great.	So did I. I thought it was good, too. I thought so, too. You did? I thought it was terrible.
I didn't like it at all. I didn't think it was very good.	Neither did I. I didn't like it either. I didn't think so either. You didn't? I loved it.

#### PRACTICE 1

Class CD 2  
Track 57

Listen to the example. Then think of a recent well-known example for each of the following and write it below. Take turns asking for each other's opinions. Remember to agree or disagree.

##### Student A

1. a movie \_\_\_\_\_
2. a TV show \_\_\_\_\_
3. a music CD \_\_\_\_\_

##### Student B

1. a book \_\_\_\_\_
2. a sports event \_\_\_\_\_
3. a new music video \_\_\_\_\_

#### PRACTICE 2

Walk around the room and ask other classmates' opinions about the items in Practice 1. Agree or disagree with them.

### 3. Giving reasons

What didn't you like about it? It was too violent.  
 Why didn't you like it? The story was silly.

What did you like about it? It was exciting.  
 Why did you like it? The acting was excellent.

#### PRACTICE 1

Class CD 2  
Track 54

Listen to the example. Then decide on a movie that you and your partner have both seen. Find out what your partner thought of it. Give reasons for your opinions by talking about the ideas below.

1. the acting
2. the story
3. the characters
4. the special effects
5. the soundtrack
6. the ending

#### Use These Words

happy	depressing
interesting	confusing
realistic	boring
funny	scary
fast-paced	slow-moving

#### PRACTICE 2

Talk with your partner about a TV show that you have both seen. Find out what your partner thought of it. Talk about the story, the characters, and the acting.

#### PRACTICE 3

Talk with your partner about a book that you have both read. Find out what your partner thought of it. Talk about the story, the characters, the writing style, and the ending.

## LISTEN TO THIS

Class CD 2  
Track 55

**Part 1** Listen to two movie critics discussing a movie. Write a check (✓) if the speaker liked the following things. Write an (X) if he or she didn't.

**Part 2** Listen again and write down the reasons why the critics liked or didn't like each thing.

	✓/X	Jean's Reasons	✓/X	Henry's Reasons
Story				
Characters				
Acting				

**Part 3** Did the critics recommend the movie or not?

## LET'S TALK

**Part 1** Work in groups. Write the titles of four movies that everyone in your group has seen.

1. \_\_\_\_\_
2. \_\_\_\_\_
3. \_\_\_\_\_
4. \_\_\_\_\_

**Part 2** For each movie, write your opinions about each category in the chart. Then give each movie a score.

	Story	Acting	Special Effects	Setting	Score 1-5 (5=excellent)
1					
2					
3					
4					

**Part 3** Work in groups. Discuss your opinions with your group. Discuss each category. Then vote on the movies. Which movie is the most popular?

**Part 4** Write your group's winning movie on the board. One person from each group will tell the class why that movie was the best. When all the groups are finished, vote on the best movie.

Do you think violence in movies can be harmful?  
Does it cause people to be violent?

Class CD 2, Track 60

- Angie: That movie was so violent - it was hard for me to sit through it! What do you think about violence in movies? Do you think it's harmful?
- John: I don't think violence in movies is that bad.
- Angie: Well, if you ask me, I think it is a problem. Kids grow up thinking that it's OK to hurt people.
- John: Oh, come on! I think people worry too much about violence on TV and in the movies. It's not something kids take seriously. I don't think it affects their behavior.
- Angie: Oh, no? Then why is it that kids nowadays are so aggressive and have so many social problems in school?
- John: Well, personally, I think romantic movies with happy endings are silly. They give people unrealistic expectations.
- Angie: That's true. They are superficial and they don't deal with real-life issues at all. But at least they don't encourage people to commit crimes and kill each other.

Class CD 2, Track 61

Listen to the soft and hard (h) sounds in these words.

through	that
think	they
something	then

Listen to the conversation again and notice the two hard sounds.



## GIVE IT A TRY

### 1. Asking and giving opinions

What do you think about violence in movies?  
What's your opinion about romantic movies?  
How do you feel about

Well, if you ask me, I think it is a problem. Kids grow up thinking that it's OK to hurt people. Personally, I think romantic movies with happy endings are silly. They give people unrealistic expectations.

I think so, too.  
I agree.  
You're absolutely right.  
I don't know about that.  
I don't think so.  
Sorry, but I disagree.

#### PRACTICE

Class CD 2  
Track 62

Listen to the example. Then choose a type of TV show and ask your partner for his or her opinion. Agree or disagree with your partner and give a reason why. Reverse roles.

1. police / crime shows
2. sports programs
3. comedies
4. game shows
5. the news
6. science programs
7. commercials
8. cartoons
9. dramas
10. your idea \_\_\_\_\_

#### Use These Words

waste of time  
one-sided  
unrealistic

entertaining  
creative  
educational

### 2. Agreeing and adding a reason

Personally, I think romantic movies with happy endings are silly. They give people unrealistic expectations.

That's true. They're so superficial. They don't deal with real-life issues at all.

#### PRACTICE

Class CD 2  
Track 63

Listen to the example. Then take turns giving your opinion about each of the topics below and giving a reason. Your partner will agree and give an additional reason. Reverse roles.

1. video games
2. the Internet
3. school
4. soccer
5. rap music
6. your idea \_\_\_\_\_

### 3. Seeing the other side

I think romantic movies with happy endings are silly. They give people unrealistic expectations.


That's true, but at least they don't encourage people to commit crimes and kill each other. That's true, but...

Oh come on! Everyone knows they're not real.

#### PRACTICE

Class CD 2  
Track 64

Listen to the example. Then take turns giving your opinion about each of the topics below and giving a reason. Your partner will disagree and give an opposite opinion. Reverse roles.



### LISTEN TO THIS

Class CD 3  
Track 65

**Part 1** Listen to two conversations. In each one, a man and a woman are discussing a social issue. Write down the topic of each conversation.

**Part 2** Listen again and write down who is for and who is against each topic, and the reason why.

Topic	Man's opinion	Woman's opinion
1		
2		

**Part 3** Can you think of any additional arguments for or against each topic?

## PERSON TO PERSON STUDENT A

(Student A looks at this page. Student B looks at page 114.)

**Part 1** Read the survey on the topic of learning English. Write A if you agree, or D if you disagree.

Questionnaire		Yes	No	Part 2
<input type="checkbox"/>	Listening to English is easier than reading it.			
<input type="checkbox"/>	The most difficult thing about listening to English is the pronunciation.			
<input type="checkbox"/>	If I can't understand all the words, I start to feel anxious.			
<input type="checkbox"/>	When I listen to someone speaking, I find it difficult to respond immediately.			
<input type="checkbox"/>	When I listen to English, it is quite easy to pick out the main ideas.			
<input type="checkbox"/>	Asking questions helps me understand what someone is saying.			
<input type="checkbox"/>	Listening to the TV or radio needs different skills from listening to someone speaking.			
<input type="checkbox"/>	Learning in a group helps me improve my listening skills.			

**Part 2** Interview Student B. Ask for reasons for his or her opinions. Make notes about your partner's reasons. Agree or disagree and respond with your own reasons. Reverse roles. Student B will interview you about learning English. Give reasons for your opinions.

**Part 3** Use the notes about your partner's reasons to report to the class on your interview. Summarize your partner's opinions.

### Now Try This

Work in pairs. Choose another topic in your school and make up a survey. Exchange surveys with another pair and interview them. Then report to the class.

# REVIEW

## Units 10-12

### LISTEN TO THIS UNIT 10

Class CD 2  
Track 66

Listen to three conversations. Which of these characteristics best describes each person? (You can use more than one adjective for each person.)

aggressive	conceited	confident	considerate	friendly
kind	moody	outgoing	polite	rude
sensitive	shy	stingy	stubborn	supportive

Man

Woman

1

2

3

### GIVE IT A TRY

Work in pairs. Look at the people on page 81. Student A chooses one of the people in the pictures. Student B guesses which person Student A chose by asking questions. Reverse roles.

Example:

Is he or she the one who...?

### LISTEN TO THIS UNIT 11

Class CD 2  
Track 67

Listen to Joshua describing a strange experience. Make notes about the main points of the story. Then with your partner, think of a newspaper headline for the story.

1. When did it happen?

2. What was he doing?

3. What did he see?

4. What did he do?

5. How long did it go on?

6. How did he feel?

7. What did he do next?

8. What is his explanation?

Headline:

## GIVE IT A TRY

**Part 1** Work in groups. Write three different sports in each category below. Explain the reason for your choices to your group.



scary

\_\_\_\_\_

\_\_\_\_\_

\_\_\_\_\_



exciting

\_\_\_\_\_

\_\_\_\_\_

\_\_\_\_\_



boring

\_\_\_\_\_

\_\_\_\_\_

\_\_\_\_\_



interesting

\_\_\_\_\_

\_\_\_\_\_

\_\_\_\_\_

**Part 2** Have you ever done any of these sports? Talk about your experiences.

## LISTEN TO THIS UNIT 12

Class CD 2  
Track 48

**Part 1** You are going to hear a panel discussion about censorship on the Internet. Listen to the discussion and check (✓) whether the speakers are *for* or *against*. Make notes about their main reasons.

	For	Against	Main reason
Roger			
Tomomi			
Antonio			
Frank			

**Part 2** Can you add any more arguments for or against this topic? What is your opinion?

## GIVE IT A TRY

Work in groups. Think of a famous book or movie. Describe the characters and the story and give your opinion about it. The rest of the group will guess the title. The person who guesses correctly gets one point.



## PERSON TO PERSON STUDENTS C AND D

(Students C and D look at this page. Students A and B look at page 9.)

**Part 1** Students C and D read the information below. Imagine that you and your partner meet at a party for new students. Make small talk and find out three interesting facts about your partner.



*Student C: Andrew / Andrea Confin*  
*Your information:*  
*You went to high school in Australia.*  
*You practice yoga every day.*  
*You recently went on vacation to India to study yoga.*  
*You think that you met student D at a rock concert last month, but you don't remember his or her name.*

*Student D: Michael / Michelle Wu*  
*Your information:*  
*You were on the swim team in high school.*  
*You love techno music and you are a DJ in your spare time.*  
*You recently went to Guam to go scuba diving.*  
*You think that you met Student C at a rock concert last month, but you don't remember his or her name.*

**Part 2** Now work with Students A and B. Everyone takes turns introducing his or her partner to the rest of the group. The rest of the group asks questions to continue the conversation.

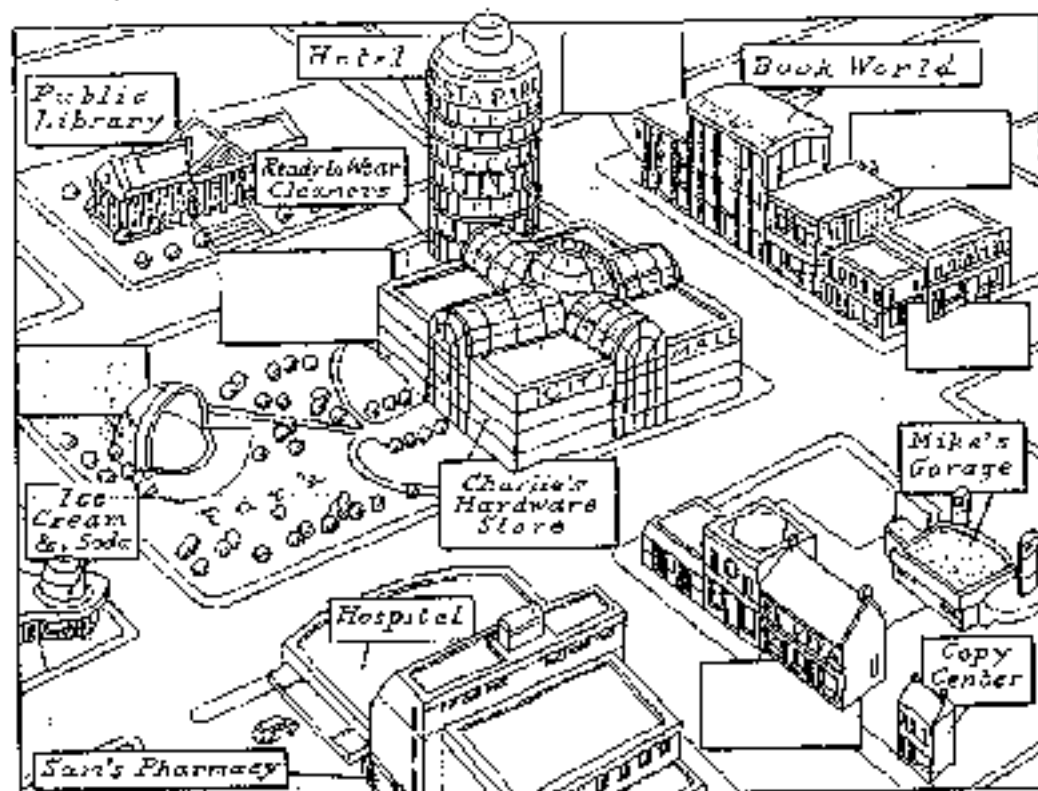
### **Now Try This**

Make new groups of four. Introduce your partner to the other two students. Add some information about your partner. It can be true or false. Your partner agrees or disagrees. Continue the conversation.

## PERSON TO PERSON EXERCISE

(Student B looks at this page. Student A looks at page 17.)

**Part 1** Student A has recently moved to the town on the map below. Answer his or her questions about where to find some goods and services.



**Part 2** You have moved to the town also. Ask questions to find out where you can do the following. Write the names of the places on the map above.

1. get your hair cut
2. listen to music
3. get your shoes repaired
4. go out for a meal
5. buy flowers
6. get your bicycle fixed

### Now Try This

Choose two or three places in your neighborhood that provide goods and services. Tell your partner where they are and how to recognize where they are located.

## PERSON TO PERSON : STUDENT

(Student B looks at this page. Student A looks at page 25.)

**Part 1** You are Pete Saito, a member of an unknown pop music group called Sound Eite. You are going to call Soundz Fazy recording studio.

1. Ask to speak with Ed Black, an executive at the studio.
2. Try to make an appointment to see him today.
3. If he isn't there, leave a message.
4. Your number is 591-555-6559.

**Part 2** You are Chris, Pete Saito's roommate. Pete has gone out and you answer the phone for him. Take a message and get as much information as you can.

**Part 3** You are Pete Saito. After reading your roommate's message, call the studio again. Ask for information about getting an audition. Ask for additional information about renting the recording studio and sound equipment.

### Now Try This

You are a receptionist at your school or college. Your partner is a new student calling for information. Role-play the conversation.



## PERSON TO PERSON STUDENT B

(Student B looks at this page. Student A looks at page 35.)



**Part 1** You are a counselor for your partner. Listen carefully to his or her problem. Ask questions so that you understand the problem completely. Then give three suggestions about what your partner should do.

### Your problem:

Your friend is going to start a new company on the Internet. You love designing websites and you want to join your friend in starting this new company. The problem is, you need to invest some money. Your friend says that you will double your investment in two years, but you don't have any money. You asked your parents, but they said it's too risky and you shouldn't waste your time. Also, the bank interest rates are too high. If you don't do this now, you'll never have another chance.

### Suggestions:

1. \_\_\_\_\_
2. \_\_\_\_\_
3. \_\_\_\_\_

**Part 2** Your partner is now a counselor. You are going to talk to him or her about the problem below. Read the description of the problem carefully and then explain it. Answer any questions your counselor asks. Listen carefully and write down his or her suggestions.

**Part 3** Do you like the suggestions that your partner gave? Discuss with your partner why each one would or would not work.

### Now Try This

Think of a real problem that you had in the past. How did you solve it? Tell your partner about the problem and see what advice he or she can suggest. Then compare the advice with what really happened.


## PERSON TO PERSON STUDENT B

(Student B looks at this page. Student A looks at page 51.)

**Part 1** You suffer from insomnia (inability to sleep). For the past week, you have slept only two hours a night and you are exhausted. You have tried listening to relaxing music. It is not working because you are still falling asleep in class every afternoon. Listen to your partner's suggestions, choose the best one, and ask about any special instructions.

Write the suggestion here.

**Part 2** Student A suffers from migraines (strong and painful headaches). Think of a few different possible solutions to this problem and make a list. Then listen carefully to your partner's problem. Recommend the best remedies from your list.



Answer any questions about special instructions for using these remedies.

**Part 3** Work in groups. Compare the suggestions each person chose in your group. How many people had the same suggestion?

### Now Try This


Think of a common health problem that you or someone you know has had. Tell your partner about the problem and ask for advice.

## PERSON TO PERSON STUDENT B

(Student B looks at this page. Student A looks at page 69.)

**Part 1** Read the hotel brochure. Answer your partner's questions about the hotel brochure.

### CITY GARDEN HOTEL



**RELAX IN COMFORT AND STYLE!**  
Choose one of our 450 luxurious double-, queen-, or king-size guest rooms and 10 deluxe suites. The guest rooms feature individually controlled air conditioning and heating units, refrigerators, and \_\_\_\_\_.

Don't miss the opportunity of a wonderful dinner at Casa Rosa, a fusion of American, Asian, and \_\_\_\_\_ food.  
Open from 8 P.M. to midnight.

*Room service available from our courteous concierge staff.  
Newspaper delivered to guest rooms every weekday morning.  
Limousine: Complimentary shuttle service to and from \_\_\_\_\_.  
Fitness center: Indoor heated pool, sauna, whirlpool, massage, and weight room.*

#### Services

Complimentary Internet access in our business center.  
Fitness center passes available from the \_\_\_\_\_.  
Cable TV available in deluxe suites only.  
Wake-up calls from \_\_\_\_\_ A.M. to noon.  
Rooms equipped with  
Iron and ironing board / (airdryer /  
Alarm / Radio  
Garage parking (\$27) \_\_\_\_\_

#### Rates

Single / Double room - \$65  
Queen-size room - \$89  
King-size room - \$109  
Deluxe suite - \$ \_\_\_\_\_  
City tour - \$35  
City tour and dinner for two - \$ \_\_\_\_\_  
Weekend Getaway Special  
(certain dates only) - \$199

**SPECIAL OFFERS:**  
Don't miss our special weekend getaway—two nights in a deluxe suite with \_\_\_\_\_ for two. ➔

**Part 2** Now, ask your partner questions about the hotel brochure to fill in the missing information.

**Part 3** You are a desk clerk at this hotel. Your partner is a tourist. Answer his or her questions and write down the details of the reservation. Use the brochure above.

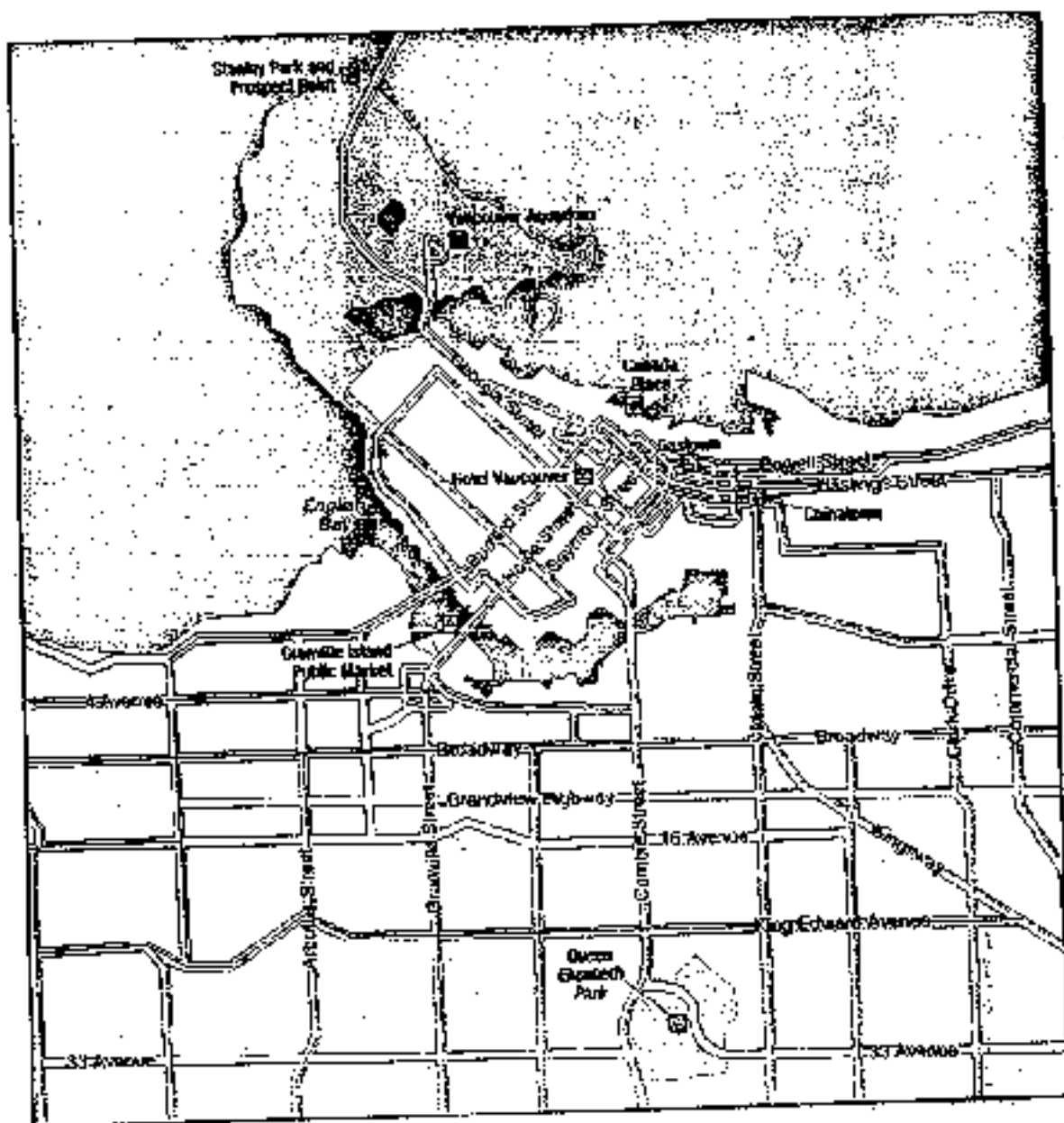
### Now Try This

Describe your dream hotel. Tell your partner about it and answer his or her questions.

## PERSON TO PERSON STUDENT B

(Student B looks at this page. Student A looks at page 77.)

**Part 1** You are a tourist visiting Vancouver for one day. You are staying at the Hotel Vancouver. Look at the map. What kinds of places are you interested in visiting? What places do you want more information about?



**Part 2** Your partner is a tour guide. Ask your partner for advice on which sights you want to visit and ask how to get there from the Hotel Vancouver.

**Part 3** You are only in Vancouver one day. What places will you definitely visit? Why? Compare your answers with your partner.

### Now Try This

Choose another town or city that you know. Give your partner advice about what to see and do there.

## PERSON TO PERSON STUDENT B

(Student B looks at this page. Student A looks at page 37.)

**Part 1** Read the following statements spoken by different people. What kind of person do you think said each statement? Write the adjective next to each one.

conceited      confident      outgoing      shy      argumentative  
supportive      greedy      kind      rude      hardworking

When I am in class,...	Adjective
1. I don't mind speaking in front of the class.	
2. I encourage everyone to speak when we are working in a group.	
3. I often argue with the teacher.	
4. I usually wait for the teacher to ask me a question.	
5. I offer to help my partner when he or she needs it.	
6. I try to talk to all the students in the class.	
7. I usually think I know more than the other students.	
8. I want the teacher to pay the most attention to me.	
9. I always do all of my homework.	
10. If I disagree with someone, I tell them right away.	

**Part 2** Your partner has different statements. Take turns reading the statements aloud and match the ones you think were said by the same people.

**Part 3** Look at the list of jobs below. Your partner has a different list of jobs. Decide which person above is right for each job.




accountant



baker



writer



actor



pilot

### Now Try This

Which statements in Part 1 are true for you? Tell your partner. Ask for advice about which job would be good for you.

## PERSON TO PERSON STUDENT B

(Student B looks at this page. Student A looks at page 103.)

**Part 1** Read the survey on the topic of learning English. Write A if you agree, or D if you disagree.

Questionnaire		
about Speaking Skills in English		
	You	Your Partner
1	It is easier to speak English than to write it.	
2	The most difficult thing about speaking English is the pronunciation.	
3	It doesn't matter if I make mistakes when I am speaking English, as long as people understand me.	
4	To speak English well, I need a large vocabulary.	
5	If I am good at grammar, I will be able to speak English well.	
6	When I speak English, I usually translate from my native language in my mind.	
7	Reading, listening, and writing in English can help improve my speaking skills.	
8	Learning in a group helps me improve my speaking skills.	
What advice would you give to someone just starting to learn English on how to improve their speaking skills?		

**Part 2** Student A will interview you about learning English. Give reasons for your opinions. Reverse roles. Interview Student A. Ask for reasons for his or her opinions. Make notes about your partner's reasons. Agree or disagree and respond with your own reasons.

**Part 3** Use the notes about your partner's reasons to report to the class on your interview. Summarize your partner's opinions.

### Now Try This

Work in pairs. Choose another topic in your school and make up a survey. Exchange surveys with another pair and interview them. Then report to the class.

# Audio script

## Unit 1

### GIVE IT A TRY

PAGE 3

#### 1. Conversational openings

- A: This is a great film festival, isn't it?  
B: It sure is. That film looks wonderful.  
A: It sure does.

#### 2. Extending the conversation

- A: This is a great film festival, isn't it?  
B: It sure is. The films are wonderful.  
A: Have you been to this film festival before?  
B: Yes, I was here last year.

#### 3. Asking if you've met before

- A: Don't I know you from somewhere?  
B: I'm not sure. Do you?  
A: I think we met at Sam's birthday party.  
B: Oh, yes. I remember you now.  
A: My name's Pete. Pete Wilson.  
B: I'm Liz Wu.

### LISTEN TO THIS

PAGE 4

- 1  
M: There are a lot of people in this class, aren't there?  
L: Yes, I didn't know it would be so crowded.  
M: Do you mind if I share your book just for today's class? I haven't bought mine yet.  
L: Sure. No problem. Haven't we met somewhere before?  
M: I'm not sure... Were you in Mrs. Brown's English class last semester?  
L: No, I wasn't. I took French last semester. Maybe we met at registration or something.  
M: Yes! That was it! You were next to me in the line for registration last week.  
L: Nice to see you again! My name's Lee.  
M: I'm Mike.

- 2  
R: This food looks really delicious!  
E: Yes, it does. The bride looks so happy, too.  
R: Are you a friend of Janet's?  
E: Yes, I am. We went to high school together. How about you?  
R: I'm a friend of hers too, from college. But I have the feeling we've met before somewhere...  
E: Have we? Were you at Janet's twenty-first birthday party?  
R: Yes, I was! I remember now, you were sitting at the other end of the table.  
E: Yes, nice to meet you finally! I'm Eve.  
R: Nice to meet you, too. My name's Ruth.

- 3  
S: There are so many people here, but no one that I really recognize. Have you seen

anyone you know yet? Wait a minute. Aren't you Jim Simpson?

- J: Yes, I am.  
S: I'm Stan MacDonald. We were on the soccer team together, remember?  
J: Yes, that's right. Good to see you again, Stan.  
S: It's good to see you, too. You haven't changed a bit...  
J: I don't play much now, though. Did you see that match between England and Brazil?

### GIVE IT A TRY

PAGE 7

#### 1. Introducing friends

- A: Luis, this is my friend Eun-jo. Eun-jo, this is Luis. We met in class last year.  
B: Hi, Luis. It's nice to meet you.  
C: Hello, Eun-jo. It's nice to meet you, too.

#### 2. Making small talk (1)

- A: I hear you're a good bass player.  
B: I'm not bad. Do you play music?  
A: Yes, I do. I play keyboards.  
B: How often do you play?  
A: Every weekend.

#### 3. Making small talk (2)

- A: Luis, this is my friend Eun-jo.  
B: Hi, Luis, it's nice to meet you.  
C: It's nice to meet you, too.  
A: Luis just got back from Hong Kong.  
B: Really? How was it?  
C: It was amazing.

### LISTEN TO THIS

PAGE 8

- 1  
S: Hi, Mortal. Are you going to the movies with us after class tonight?  
M: Hi, Steve! Sure. I'd love to. By the way, have you met my cousin Tammy? She's visiting us from New York for a few days.  
S: Hi, Tammy. Nice to meet you.  
T: Nice to meet you, too.  
M: Tammy's just seen the latest Johnny Depp movie.  
S: Really? How was it?  
T: Awesome. I love Johnny Depp.

- 2  
E: Excuse me. Sorry to disturb you. I'd like to introduce Oliver Johnson. He's our marketing consultant in Brazil. He's visiting our offices for a couple of days.  
S: How do you do, Oliver? I'm pleased to meet you. My name's Sam Perez, and I'm the chief financial officer.  
O: I am very glad to meet you.  
E: Oliver has just returned from a trip to

Japan to research marketing strategies over there.

- S: Was it interesting?  
O: Yes, fascinating.  
E: I want to hear all about it. Julie, let's all have coffee together later on so we can talk more.  
J: Great idea.  
S: See you both later then. Oliver, please enjoy your visit to our offices.  
O: Thank you.

- 3  
J: Hi, Max! I haven't seen you in a while!  
M: Oh, hi, Janice.  
T: (to Janice) I don't think we've met, have we?  
M: Oh, uh... Tina, this is Janice, a... friend of mine from high school.  
T: Hi, Janice, I'm Tina, Max's girlfriend. Nice to meet you.  
J: Max and I are very old friends. How long have you known each other?  
T: Not that long. We met on a skiing trip in the Alps last winter.  
J: A skiing trip? How romantic! You must be a good skier.  
T: I'm not bad. Do you ski?  
J: No, I prefer snowboarding.

## Unit 2

### GIVE IT A TRY

PAGE 11

#### 1. Asking where services are located

##### PRACTICE 1

- A: Excuse me. Where can I get my shirt cleaned?  
B: I think there's a dry cleaner's in the mall across the street.

##### PRACTICE 2

- A: Excuse me. Do you know where I can buy a new shirt?  
B: You can try the store on Washington Street. It's next to the King Building.

#### 2. Describing buildings

- A: Which one is the King Building?  
B: It's the big glass office building just over the park.

### LISTEN TO THIS

PAGE 12

- B: Hi, Kimiko. Hey! What's the matter?  
K: It's my boyfriend's birthday tomorrow, and I have no idea what to get him.  
B: No ideas at all?  
K: Well, he needs a new baseball glove. I just went to the Athletic Center, but I couldn't afford the one he really wants. Everything there is way too expensive.

- B: Did you try Sports World?  
 K: I've never heard of it.  
 A: It's a brand new store, so they're having all sorts of opening week specials. Almost everything is 30 or 40 percent off.  
 K: Great. Where is it?  
 B: On Duncan Street.  
 K: Where is it on Duncan?  
 B: Do you know the Manning Building?  
 K: Is that the big yellow office building beside the Metro Hotel?  
 B: No, that's the Manulife Building. The Manning Building is the tall, glass building across from the hospital. It has a restaurant and observation deck at the top.  
 K: OK. I know where it is then.  
 B: Sports World is right beside that.  
 K: I'll go over there right after lunch. Thanks!  
 B: Glad to help. Good luck!

**GIVE IT A TRY PAGE 15**

1. Asking for directions in a store (1)  
 A: Could you tell me where I can find an umbrella?  
 B: In the necessities department, on the second floor.  
 2. Asking for directions in a store (2)  
 A: I'm looking for an umbrella. Where can I find them, please?  
 B: Umbrellas are on this floor. Walk down here to your left. They're across from the perfume counter.  
 3. Asking for directions in a mall  
 A: I need to buy a new shirt. Where can I find a women's clothing store?  
 B: There is a women's clothing store on this level.

**LISTEN TO THIS PAGE 16**

- 1  
 M: Excuse me. Does your store sell running shoes? I was in the shoe department but I didn't see any running shoes... or sales clerks.  
 C: I'm sorry about that. Our running shoes are in Sporting Goods.  
 M: That makes sense. And where is that department?  
 C: Sporting Goods is on two. The second floor.  
 M: Thank you.  
 2  
 W: Excuse me. Where's your furniture department?  
 C: It's on the sixth floor.  
 W: Do they sell tables and chairs for outside?  
 C: No. All our outdoor furniture is in the Garden Shop. But that's also on six. Just be sure to turn left when you get off the escalator.  
 W: I will. Thanks very much.

- 3  
 C: Can I help you?  
 M: Yes, please. I bought this stereo here last week, and it's not working properly. Where is your repair department?  
 C: Take that to the electronics department, where you bought it. They'll take care of it for you.  
 M: Back to the electronics department? OK. That's on the third floor isn't it?  
 C: Yes, that's right.

**Unit 3 GIVE IT A TRY PAGE 19**

**1. Asking to speak to someone**

**PRACTICE 1**

- A: Hello.  
 B: Hi. Could I please speak to Joe?  
 A: Speaking.

**PRACTICE 2**

- A: Hello.  
 B: Hi. Is Jo there, please?  
 A: Sure, just a moment, please. I'll get her.

**2. Offering to take a message**

- A: Hello.  
 B: Hi, could I please speak to John?  
 A: I'm sorry he's not here right now. Could I take a message?  
 B: No, thanks. I'll call back later.

**3. Taking a Message**

- A: Hello?  
 B: Hi. Could I please speak to John?  
 A: Sorry, he's not here right now. Can I take a message?  
 B: Yes, please.  
 A: Just a moment. Let me get a pen... All right, go ahead.  
 B: This is Hong-an Li, and my number is 312-364-0107. Could you ask John to call me?  
 A: Sure. I'll give him the message as soon as he gets in.

**LISTEN TO THIS PAGE 20**

- 1  
 Mrs. W: Hello?  
 P: Hello. Is Ted there, please?  
 Mrs. W: I'm sorry. He isn't home right now. Could I take a message?  
 P: This is Pete Anderson. I'm calling about the school chess competition next weekend. Could you ask him to give me a call?  
 Mrs. W: Sure. Does Ted have your number?  
 P: I'll give it to you just in case. It's 671-599-7671.  
 Mrs. W: OK. 671-599-7671. Pete Anderson. About the chess competition.  
 P: That's it. Thank you.  
 Mrs. W: You're welcome. Bye now.

- 2  
 M: S: Hello?  
 B: Hi, Mrs. Samuels. This is Emma. Can I speak to Debbie, please?  
 Mrs. S: She's not in right now. Can I take a message?  
 E: Yes, please. Can you tell her the time of the test tomorrow has changed from 10:30 to 9:30? Mrs. Wilson phoned to tell me there was a mistake in the schedule.  
 Mrs. S: Oh, my goodness! That is important. Of course I'll tell her as soon as she gets in.  
 E: Thanks a lot.  
 Mrs. S: You're welcome. Good-bye, dear.  
 E: Good-bye.

**GIVE IT A TRY PAGE 23**

**1. Calling for information**

- A: Good morning. Admissions Office. Can I help you?  
 B: Yes, please. I am interested in taking a language class. Could you tell me how to apply?  
 A: Yes, of course. You just need to fill out an application form and send it to us with the registration fee.  
 B: Great. Could you send me a form, please? My name is Hong-an Li, H-o-n-g (dash) a-n, L-i, and my address is 4211 South Main Street, Chicago, 60614.  
 A: OK, we'll send that out to you right away.

**2. Asking for additional information**

- A: I'd also like some information about student housing, please.  
 B: Sure, you can speak to our student housing coordinator. Hold on, please. I'll see if she is available.

**3. Leaving a message**

- A: I'm sorry the housing coordinator's line is busy right now. Could I have your number?  
 B: Yes, of course. My number is 312-364-0107.  
 A: I'll see she gets back to you very soon.  
 B: Thank you.

**LISTEN TO THIS PAGE 24**

- 1  
 A: Good afternoon. University of Miami.  
 B: Yes. Good afternoon. I'd like to speak to the Student Housing Office, please.  
 A: Hold the line. I'll connect you. I'm sorry. All the lines are busy right now. Could you call back later?  
 B: Sure. Thank you.  
 2  
 A: Good afternoon. Medical Clinic.  
 B: Is Dr. Adams available, please?  
 A: I'm sorry. He's on vacation this week. Can another doctor help you?  
 B: No, I don't think so. When will Dr. Adams be back in the office?



- A: He'll be back on Monday morning.  
 B: OK. I'll call back then.
- 3  
 A: Computer City. How can I help you?  
 B: I'd like to speak to the technical support department, please.  
 A: Is there anyone in particular you want to speak to?  
 B: No, just technical support. I only have one quick question.  
 A: OK. I'll put you through.
- 4  
 A: Global Travel. Good morning.  
 B: Good morning. Is Nancy Green there, please?  
 A: Yes, she's here, but she's with a customer right now. Can I take a message and have her call you back?  
 B: All right. My name is Peggy O'Hara, and my number is 361-444-1416.

## Review Unit 1

### LISTEN TO THIS PAGE 26

- 1: I hope this class won't be too difficult. I'm not good at math.  
 S: Neither am I. You know, I think we've met somewhere before, haven't we?  
 T: I'm not sure. Have we?  
 S: Weren't you in that history class last semester with Mr. Smith?  
 T: Yeah, I was.  
 S: Yes, you sat in the front row. I was two rows behind. You probably didn't see me. Anyway, my name's Sophie. Nice to meet you.  
 T: Nice to meet you, too. I'm Tran.  
 S: Do you want to go for a coffee after class today?  
 T: That would be nice.

## Review Unit 2

### LISTEN TO THIS PAGE 26

- 1  
 Turn right at the next corner. Keep walking past the food court, turn right again, it's next to the coffee shop.
- 2  
 Turn right at the bookstore, keep going until you see the toy store, it's about three stores down, on your right.
- 3  
 It's across from the juice bar, between the jeans and the sports clothing store. You can't miss it.

## Review Unit 3

### LISTEN TO THIS PAGE 27

- 1  
 A: Hi. You have reached the Johnson's. We can't come to the phone right now, but if

you leave your name, number, and a brief message, we'll get back to you as soon as we can.

- 1: This is a message for Mrs. Johnson. This is Debbie. I can't babysit on Friday night, but a friend of mine can if you want. She has lots of experience babysitting. Her name is Mary Ann, and her phone number is, uh, 209-892-2971. Bye.

- 2  
 Y: Hi. This is Dave Summers. I can't talk right now, but leave your name, number, and a brief message and I'll call you back.  
 R: Hi, Dave, this is Ron. Something's come up and I can't make it to the show tomorrow night. You're going to be mad at me, I know, but listen, Barry says he can play the bass for some of our tunes. He's heard us playing them enough times! Give him a try. His number is 677-439-2121.

- 3  
 V: Hi. This is Michiko Saito. I can't come to the phone right now, but if you leave your name, number, and a message, I'll call you back as soon as I can.  
 T: Hi, Michi. This is Jimmy. Want to come to a party on Friday night? Call me if you can, 607-690-2341.

## Unit 4

### GIVE IT A TRY PAGE 29

1. Identifying a problem  
 A: It's really a problem when people bring their cell phones to class.  
 B: I know what you mean. It's not polite and it annoys everyone.
2. Making suggestions  
 A: What can we do about students using cell phones in class?  
 B: We can have a sign on the wall that says, "Remember to turn off your cell phones."  
 A: That's a good idea.  
 C: Let's have a fine for anyone whose cell phone rings in class.  
 B: That's too complicated.

### LISTEN TO THIS PAGE 30

Good evening, ladies and gentlemen, and welcome. I'm sure we have all heard the expression, "Think Green." Tonight we are going to talk about ways that we can "Act Green" in our everyday lives.

The best place to start, of course, is in the home. Every day, people all over the world are hurting the environment without even knowing it. For example, busy families buy paper napkins and towels at the supermarket. This helps them save time on housework, but after these things have been used, what happens to them? They go in the trash. In many places, especially in North America, big cities are running out of places to throw

their trash. What can we do about this? How can we cut down on garbage?

Well, we can start using cloth napkins and cloth towels instead of paper towels. When we go grocery shopping, we can choose products that are not overpackaged. For example, last week I bought a package of cookies. The cookies were in a bag, there was a plastic tray inside the bag, and then each cookie was in its own little package on the tray in the bag! That's overpackaging! We should also take our own bags to the grocery store to carry things home in.

Cleaning products are another danger. Dangerous cleaning products clog our water supply every day. Of course, everyone wants a clean house—so what's the answer? For one thing, we could make our own cleaning products from natural ingredients like baking soda, lemon, and vinegar.

Now, how about in the community? At work and school, we use one very valuable item every day. Paper. Of course, we need paper to do our work, but how much do we waste? Get your school or office to recycle paper. Learn to make notepads from the unused sides of old pieces of paper. Finally, plant a tree. Better yet, plant two trees!

### GIVE IT A TRY PAGE 33

1. Asking for and giving advice  
 A: What's the problem?  
 B: Ken is the nicest guy I've ever gone out with. What should I do?  
 A: You should start looking for a new boyfriend.
2. Describing consequences  
 A: What's the problem?  
 B: Ken is the nicest guy I've ever gone out with. What should I do?  
 A: Why don't you talk to him about it?  
 B: If I criticize him, he'll get mad at me!  
 A: In that case, I think you should start looking for a new boyfriend!

### LISTEN TO THIS PAGE 34

- 1  
 F: Hi, Luisa.  
 L: Hi.  
 F: What's the matter?  
 L: I have a problem with my mom.  
 F: Do you want to talk about it?  
 L: Well, my mother said I can't go to David's birthday party on Thursday night.  
 F: How come?  
 L: Because it's a school night and I have some big tests next week. She wants me to stay home and study. I really want to go, but I don't know what to do.  
 F: Why don't you promise to come home early?
- 2  
 F: ...and then we'll go for coffee. Is that OK with you, Elaine? Elaine? Are you listening?  
 E: What? Oh, sorry. What did you say?

- Q: What's the problem, please? Are you worried about something?
- E: It's my boyfriend. He wants to go and live in Australia.
- I: Does he have a job over there or something?
- E: Yes, he does and he wants me to go, too.
- J: Do you want to go?
- E: That's the problem. I'm not sure if I want to or not.
- J: Well, maybe you should talk it over with your family. That might help you to decide.

3

- M: That Brendan is driving me crazy!
- I: Why? What's the matter?
- M: He's always borrowing little things, and he never returns them.
- I: Like what?
- M: Oh, you know, pencils, paper, money for a coffee, bus tickets — I'm starting to feel like his mother! What would you do?
- I: Well, I'd tell him you're sorry, but you just can't keep on giving stuff to him any more.
- M: I guess you're right.

## Unit 5

### GIVE IT A TRY

PAGE 37

#### 1. Asking about other people

- A: Have you heard about Eun-mi?
- B: No, I haven't. How's she doing these days?
- A: So so.

#### 2. Reacting to good and bad news

- A: Have you heard about Eun-mi?
- B: How's she doing these days?
- A: So-so. She broke her arm.
- B: That's terrible.

#### 3. Asking for more details

- A: How's Eun-mi doing these days?
- B: So-so. She broke her arm.
- A: That's terrible. How did it happen?
- B: Well, she went skiing during winter vacation....

### LISTEN TO THIS

PAGE 38

- 1
- S: Have you heard what happened to Ellen's parents?
- P: No, what happened?
- S: The roof of their house was blown off by a tornado.
- P: That's awful! Are they OK? Where are they going to live?
- S: They're fine. They're staying with Ellen's brother right now. What's really bad is that the house wasn't covered by insurance.
- P: Oh, that's really bad news.

2

- J: Have you heard about Steve?
- S: No, what happened to him?

- J: Well, he applied for a job as a camp assistant at a big outdoor camp. He had to take some sort of test.
- S: A test? What kind of test?
- J: Oh, I don't know, some kind of grammar or spelling test, I suppose. Anyway he failed the test, but they gave him a job as a movie extra instead. Isn't that great?
- S: Good for him! So he'll be in the movies now?
- J: Yeah, he's really ecstatic.

3

- N: What's going on with Dan these days? I haven't seen him for a while.
- C: Well, he hasn't been too good recently. You know he lost his job, don't you?
- N: Oh, no. Why? What happened?
- C: His company went bankrupt. They didn't even pay him his last month's salary.
- N: That's too bad. What's he going to do now?
- C: He couldn't decide what to do at first, but I think he's going to move to California and look for a job out there.
- N: I hope it works out.

### GIVE IT A TRY

PAGE 41

#### 1. Saying what someone should have done

- A: Did you hear about Brenda?
- B: No, what happened?
- A: Brenda caught Stan kissing another woman.
- B: She should have left him right away!

#### 2. Asking for details

- A: Did you hear about Brenda?
- B: No, what happened?
- A: She was driving too fast and had an accident.
- B: Was she hurt?
- A: She broke her arm.

#### 3. Interrupting and getting back to the story

- A: Did you hear about Brenda? She ended up at the hospital. She was...
- B: Wait a minute. Why did she go to the hospital?
- A: She was driving too fast and had an accident. Anyway...
- B: Was she hurt?
- A: She broke her arm. But listen, the important thing is that she fell in love with the doctor who fixed her arm.
- B: Let me get this straight. Brenda caught Stan with another woman, got into a car accident, and now she's going out with her doctor? That's unbelievable.

### LISTEN TO THIS

PAGE 42

- I: Did you hear about what happened to Dave and Meg when they went climbing in the Alps last year?
- S: No, what happened?
- I: They were caught in a sudden snowstorm and got trapped on a narrow ledge. Dave had his foot and couldn't climb.

- S: That's terrible! What did they do?
- J: They put up their tent to try and keep warm and have shelter from the snow.
- S: Did they have any food with them?
- J: They just had one chocolate bar.
- S: One chocolate bar? Why didn't they have more food?
- J: Well, they were on their way down and they had eaten almost all of their supplies. Anyway, luckily Meg had her cell phone with her. The signal was very weak, but she managed to call her friend in Geneva and...
- S: In Geneva? Why didn't she phone the emergency services?
- J: Because the signal was too weak, and the batteries were almost dead. But listen, the main thing is, her friend was able to get through to the mountain rescue team, and they sent a helicopter to rescue them.
- S: How long were they trapped there?
- J: Oh, about 16 hours.
- S: That's incredible. They could have frozen to death!

## Unit 6

### GIVE IT A TRY

PAGE 45

#### 1. Talking about symptoms

- A: You look a little feverish. Are you OK?
- B: To tell you the truth, I feel terrible.
- A: Why? What's the matter?
- B: I have a horrible headache and a sore throat.

#### 2. Giving, accepting, and refusing advice

- A: What's the matter?
- B: I have a horrible headache.
- A: You'd better take some aspirin.
- B: That's a good idea. I'll give it a try.

#### 3. Advising someone not to do something

- A: You look terrible. What's the matter?
- B: I have a horrible headache and a sore throat.
- A: Maybe you shouldn't go to class today.
- B: But I have a test this afternoon!

### LISTEN TO THIS

PAGE 46

- Q: Jake? Are you OK? You look a little pale.
- J: Yeah, I didn't sleep well last night. I had this terrible pain in my knee. I think I strained it when I went cycling yesterday.
- T: Maybe you shouldn't go out today. Why don't you take some aspirin and lie down?
- J: Aspirin makes my stomach feel funny. Do we still have any of the pain relieving gel that I used for my backache?
- T: I'm not sure. I'll take a look. Or why don't you use the heating pad? That really worked well on my back last time.
- J: I suppose so. You used an ice pack, too, didn't you?

- P: Yes, but that didn't really work.  
 Q: OK. I'll try the heating pad first and then I'll put on some of that gel... if we have any left.

**GIVE IT A TRY PAGE 49**

**1. Asking for advice**

- A: What do you think I should take for a headache?  
 B: You could try this pain reliever.

**2. Giving instructions**

- A: I have a terrible headache and a fever. What do you think I should take?  
 B: You could try this fever reducer.  
 A: How often do I have to take it?  
 B: Take two tablets every six hours with food. Your fever should come down within 24 hours.

**3. Asking about instructions**

- A: Are there any special instructions?  
 B: You must take these with food.  
 A: Am I allowed to take aspirin with this medication?  
 B: No, you shouldn't take any aspirin.

**LISTEN TO THIS PAGE 50**

- 1  
 P: Good morning. What can I do for you?  
 C: Oh, this is embarrassing....  
 P: Don't worry. How can I help?  
 C: I'm looking for something for pimples. What do you recommend?  
 P: Talk cream is very good. Use it every morning and evening after washing your face.  
 C: Should I use a lot or just a little?  
 P: Just a little, otherwise your skin will dry out.  
 C: OK. I'll take it. Thanks.  
 2  
 P: Excuse me. Can you help me?  
 C: Certainly.  
 C: I wonder if you have anything for backaches.  
 P: This ointment is very good.  
 C: I've used that. It didn't really help. The thing is, I sit at the computer about ten hours a day. I think that's the problem.  
 P: One of these might help.  
 C: What is it?  
 P: It's a back-support cushion.  
 C: Are there any special instructions?  
 P: Try not to lean forward when you work. Sit with your back straight so that your knees, hips, and elbows form right angles. And take frequent breaks to stretch your muscles.  
 C: OK. I'll give it a try. Thanks a lot....  
 3  
 P: Is there something I can help you with, ma'am?  
 C: Yes, please! I really need something for this sunburn.

- P: Too much sun. I forgot that, you know.  
 C: I know, but I fell asleep at the beach.  
 P: Try this sunburn lotion. I'll help the pain. It's also got a moisturizer in it.  
 C: How often do I put this on?  
 P: Every two hours, until the pain subsides.  
 C: Is there anything else I can do?  
 P: Well, you could try soaking in a cool bath for 20 minutes before putting the lotion on your skin.  
 C: Thanks a lot.

**Review Unit 4**

**LISTEN TO THIS PAGE 52**

Today I'm going to talk to you about the problem of increasing traffic in our cities. First, I will describe some of the effects caused by too many cars in our cities. Then I will suggest a few possible solutions.

What are some of the effects caused by too many cars in our cities?

First, cars use a lot of space. Think of all the space needed for parking and driving, and think what a difference it would make if it were used instead for parks, trees, and recreation areas.

Second, cars create a lot of air and noise pollution. Our cities are getting dirtier and noisier and more unhealthy every day. Just think how much healthier we would be if there were fewer cars.

Third, cars are dangerous. Cars cause hundreds of accidents, injuries, and deaths in our cities every year.

Well, you are going to ask, what can we do about it? We can't forbid people to buy or use their cars, can we?

There are a number of solutions available that have been tried in various cities around the world.

One is to create pedestrian or car-free zones. At least there will be some areas of the city where people can walk in peace and safety.

Another solution is to charge private cars for entering the city and increase parking fees. If it becomes cheaper to use public transportation, people will avoid using their cars unless it is really necessary.

A third way is to encourage people to use public transportation by improving public transportation services, offering special discounts and reasonable prices so that buses and trains are cheaper and more convenient.

Now, if you have any questions....

**Review Unit 5**

**LISTEN TO THIS PAGE 52**

- 1  
 W: Did I tell you about Dave and Atsuko?  
 M: No. What?  
 W: They're going to get married!  
 M: That's great news!  
 W: You know Dave's been asking her to marry him for quite a long time and she finally said yes.

- N: So what's the wedding?  
 W: Next month!

- 2  
 W: How's Debbie doing these days?  
 M: Oh, didn't you hear about her new job? She's going to teach English in Italy.  
 W: Oh, that's fantastic! When will she be leaving?  
 M: In August.  
 W: But she's really excited about that.

- 3  
 M: Have you heard about what happened to Marco on vacation?  
 W: No, what happened?  
 M: He was on vacation in Australia, when someone broke into his hotel room and stole all his money and his passport.  
 W: That's terrible! What did he do?  
 M: Fortunately, he had a photocopy of his passport, which he kept separately. He took that to the embassy and they managed to get him another passport within a few days.  
 W: That was lucky!

**Review Unit 6**

**LISTEN TO THIS PAGE 53**

- T: What's the matter, Susan? You're not walking too well.  
 S: Oh, Tom. I have this terrible pain in my knees.  
 T: I'm sorry to hear that.  
 S: My knee has swollen up and it's really bad when I go up and down the stairs like this.  
 T: Have you been to the doctor?  
 S: Yes, she said I should rest and she gave me some painkillers.  
 T: Have you tried anything else?  
 S: Well, my friend lent me a heating pad, and I tried that for a while, but it had no effect at all.  
 T: What about ice packs?  
 S: No, I haven't tried that yet. That's a good idea.  
 T: Also, there's a really good cream you can get from the pharmacy. When you rub it on your muscles, it makes the joints feel warm and it relieves some of the pain, too.  
 S: That sounds good. What's the name of it?  
 T: I'll go and get some right away.  
 T: Hang on a minute. I'll write down the name for you.

**Unit 7**

**GIVE IT A TRY PAGE 55**

1. Describing what objects are used for  
 A: What's this thing used for?  
 B: It's used for making ice cream.

## 2. Giving instructions

- A: What's this thing?  
B: It's an ice-cream maker.  
A: How do you use it?  
B: First, you put this metal container in the bottom of the tub....

### LISTEN TO THIS PAGE 56

Here's a quick and easy recipe for potato pancakes. Delicious as an appetizer or as a main course!

First, the ingredients. You'll need six medium potatoes, two eggs, two tablespoons of flour, one small onion, some vegetable oil, and a pinch of salt and pepper.

Now here's how to make them. First, grate the potatoes and squeeze them dry. Next, chop the onion. After that mix together the eggs, flour, salt, and pepper. Then mix in the potatoes and the onion.

Finally, heat the oil in a frying pan, drop the potato mixture into the pan in small spoonfuls, and cook for three minutes on each side until they are brown and crisp.

Serve with applesauce and sour cream. That's it! Easy!

### GIVE IT A TRY PAGE 59

#### 1. Discussing needs and requirements

- A: Would you like to go to the beach for a while with us next weekend?  
B: I'd love to come. Do I need to bring anything?  
A: Yes, you need a hat.  
B: What else do I need?  
A: That's it.

#### 2. Asking for clarification

- A: What do I need insect repellent for?  
B: It's to keep mosquitoes and other insects away.

#### 3. Talking about consequences

- A: Do I need to bring anything?  
B: Yes, you need a hat.  
A: Why do I need a hat?  
B: If you don't wear a hat, you'll get sunburned.

### LISTEN TO THIS PAGE 60

- H: Hi, Nikki! So, are you ready for my visit?  
N: Yup! How about you? Are you ready to visit me?  
H: I've got my skis, ski poles, and boots for skiing. What else?  
N: You should have a pair of strong sunglasses to protect your eyes. The snow gets awfully bright. Did you pack any shorts?  
H: Shorts? What do I need shorts for? I'm going there to ski.  
N: I know I thought you might want to wear them on really warm sunny days. And... how could I forget? Sunscreen!  
H: I know... for the sun, right?  
N: Right. But really, being so close you don't get a sunburn. Are you bringing a nice dress or anything?  
H: Do I need one?

- N: Bring one—but not too fancy—because we'll go out for a nice dinner one night.  
A: OK. What else?  
N: Bring lots of comfortable clothes for relaxing in.  
H: Great idea. I'm looking forward to sitting around in front of the fire after a day of skiing.

## Unit 8

### GIVE IT A TRY PAGE 63

#### 1. Asking about types of hotels

- A: We'd like to book a hotel in Tianjin, please.  
B: Are you interested in a hotel or a package?  
A: Well, a package would be better.  
B: Take a look at this brochure.  
A: This looks perfect.

#### 2. Asking for details

- A: Where is the Spa Resort Hotel?  
B: It's on the beach.  
A: Does it have a swimming pool?  
B: Yes, it does.

#### 3. Making a reservation

- A: I'd like to reserve a double room at the Spa Resort Hotel, please.  
B: Certainly. For what dates?  
A: From September 23–30.  
B: Could I have your name, please?  
A: Yes, my last name is Park. P-a-r-k.

### LISTEN TO THIS PAGE 64

- C: Palm Tree Hotel. How can I help you?  
Ms. G: Oh, hello. Could you tell me if you have any rooms free for Thursday and Friday next week?  
C: For how many people?  
Ms. G: A single room, please.  
C: Yes, we have a single room available, that's no problem.  
Ms. G: OK, I'd like to make a reservation, please. The name is Gardiner. G-a-r-d-i-n-e-r. Ms. Emily Gardiner. And it's for two nights from June 28–30.  
C: OK, check in any time after 3:00 P.M. and your room will be ready.  
Ms. G: Oh, could you make sure it is a non-smoking room, please? I just can't stand the smell of cigarette smoke.  
C: Yes, certainly.  
Ms. G: And could you make sure it's a quiet room? I don't want to be overlooking the parking lot or anything like that.  
C: Yes, of course.  
Ms. G: Does the room price include breakfast?  
C: Yes, it does. Breakfast is served in our restaurant from 7:00 A.M.  
Ms. G: That's good. I'd like to not be too far away from the restaurant, please. Do all the rooms have cable TV?

- C: Yes, they do.  
Ms. G: And room service?  
C: Yes, you'll find a flyer containing all the information about our hotel services in your room. If you have any questions, just call the front desk.  
Ms. G: OK. Thank you. Oh, just one more thing.  
C: Yes?  
Ms. G: How much does it cost?

### GIVE IT A TRY PAGE 67

#### 1. Checking in

- A: I'd like to check in, please.  
B: Do you have a reservation?  
A: Yes, the last name is Park.  
B: Here it is. Could you sign here, please?

#### 2. Making requests

- A: Do you have a room with an ocean view?  
B: Yes, certainly. You can have room 438.

#### 3. Asking about hotel services

- A: Can I help you?  
B: Could you tell me what time the restaurant opens for breakfast?  
A: Yes, of course. Breakfast is served in the restaurant from 7:30 A.M. to 10:00 A.M.  
B: Thank you very much.

### LISTEN TO THIS PAGE 68

- 1  
Mr. M: I'd like to check in, please.  
C: Certainly. Do you have a reservation?  
Mr. M: Yes. The name is Morales. Mr. and Mrs. J. Morales.  
C: Here we are. For five nights. Could you fill out the registration card, please? And I'll need your credit card.  
Mr. M: All right.  
C: Thank you. And here's your room key. Room 826.  
Mr. M: Does that room have an ocean view?  
C: No. Rooms with an ocean view are \$15.00 more per night. Your room overlooks...the parking lot.  
Mr. M: Well, we'd like a room with an ocean view, please.  
C: I'm sorry. Those rooms are all taken.  
2  
C: Front desk. Can I help you?  
Mr. B: This is Mr. Bolton in 4205. Can I get a wake-up call, please?  
C: Of course. What time?  
Mr. B: Five o'clock.  
C: That's no problem. We'll be happy to do that. Anything else?  
Mr. B: No. That's it. Thank you.  
3  
G: (To herself) I really overslept. Oh, boy. Eleven o'clock. I need something to eat. I'm starving.  
C: Front desk. Can I help you?  
G: Yeah, hi. This is Gabe Martin in room 327. Is breakfast still being served?  
C: I'm sorry. Breakfast finishes at 10:30 A.M.

- C. Oh, no. Well, do you know where I can get some breakfast?  
 C. Just call Room Service at extension 121. You can order some food from their. They'll send it up to your room.  
 C. OK, thanks. I'll give them a call.

## Unit 9

### GIVE IT A TRY PAGE 71

1. Getting information  
 A: I need some ideas for things to do in Hong Kong.  
 B: What are you interested in seeing?  
 A: First, I want to see the famous sights.  
 B: You shouldn't miss Victoria Peak. You can get fantastic views from there. Then you can go shopping.  
 2. Discussing possible activities  
 A: What is there to do?  
 B: If you like shopping, there are lots of street markets.  
 A: I'm not really interested in that. What else is there to do?

### LISTEN TO THIS PAGE 72

Vietnam is the ideal holiday destination for travelers who like the unusual and the unique. Go sight-seeing in Hanoi, the 1,000-year-old capital city of Vietnam, a unique blend of eastern and western charm with brightly painted temples and pagodas side by side with elegant French colonial buildings.

Visit the Temple of Literature, the site of Vietnam's first university, which dates back to 1070, the One Pillar Pagoda, first built in 1049, which resembles a lotus blossom rising out of the water, and Ho Chi Minh's Mausoleum, the burial place of the famous leader who led Vietnam to independence.

Enjoy Hanoi's cuisine and linger over a cup of coffee in one of its sidewalk cafes. Spend an evening of the traditional water puppet theater. Originally performed on lakes and ponds, these productions take place in a theater with a stage knee-deep in water.

If you like shopping, you won't be bored! Browse the 36 streets of the Old Quarter where each street was originally named after the product sold there, for example, Fish Street, Tin Street, and Bamboo Street. Bargains include silk, embroidery, handicrafts, and original works of art.

2  
 Guam is a tropical paradise! The island's dramatic coastline and white sand beaches are ringed by coral reefs and crystal clear waters full of exotic marine life.

Visit the underwater observatories and discover 300 types of coral. Go diving for buried treasure among the shipwrecks. Take a boat tour to go dolphin-watching.

If you like water sports, the island of Guam is the place for you! There are ocean sports for the whole family, including boating,

boat rides, kayaking, pedal boats, parasailing, snorkeling, windsurfing, and wake boarding.

### GIVE IT A TRY PAGE 75

1. Asking about public transportation  
 A: Excuse me. What's the best way to get to Waterfront Park from here? Can I take a bus?  
 B: Yes, you can catch the number 34 bus.  
 2. Talking about tours  
 A: What does the city tour include?  
 B: They take you around the major points of interest.

### LISTEN TO THIS PAGE 76

C: Welcome aboard our trolleybus tour of downtown Minneapolis. We are delighted to have you aboard.

I'll be collecting your tickets in a moment. If you don't have your ticket yet, please go to the ticket stand on the corner, and they'll be happy to help you. Tickets are \$21.00 each.

The tour lasts two hours. Our tour today includes all the highlights of our beautiful downtown and also the historic St. Anthony's Falls heritage zone. There will be a 30-minute break for lunch at the Nicollet Mall. That's a great place to stroll around, and the food court has a wide variety of meals and snacks. At the end of the tour, we'll drop you off right here where we picked you up, outside the Walker Art Center.

OK. My name is Annalisa and I'm going to be your guide today. I was born and brought up right here in Minneapolis, and I reckon I know the city pretty well. But you may well come up with a question I can't answer. That happens sometimes! Please ask questions. That makes the ride so much more interesting! And please tell me if you want to stop to take pictures. I'm happy to do that. Now where are you all from?

P. Florida! Japan! England!

## Review Unit 7

### LISTEN TO THIS PAGE 78

First, let's talk about the things you'll need. You'll need some liquid glue, some newspaper torn into long strips, a balloon, some plastic food wrap, and a pin. OK? Got that?

Now let's talk about the instructions. The first thing you have to do is blow up the balloon. Next, cover the balloon with plastic food wrap. After that, cover the food wrap with glue. This gets really messy. OK, next take the strips of newspaper, and put them over the glued area. They should go around the balloon. Then cover it with glue again. You'll probably want to put 15 to 20 layers of newspaper on. After that, let it dry thoroughly. It might take a day or two. Finally, put a pin through it and pop the balloon, and there you have it!

## Review Unit 8

### LISTEN TO THIS PAGE 78

- C: Hi. Can I help you?  
 W: Yes, I'd like a room for the night, please.  
 The sign outside says you have vacancies.  
 C: Yes, but only a couple.  
 W: How much are the rooms?  
 C: They're \$50.00 a night.  
 W: That's fine.  
 C: I can give you room 19. I just need you to sign the register.  
 W: There you go. I'm awfully hungry. Is the restaurant still open?  
 C: We don't have a restaurant, but the coffee shop is open until nine o'clock. If you want anything after that, there are a couple of vending machines for soft drinks, chocolate bars—things like that.  
 W: Thank you. By the way, is there a television in the room?  
 C: Yes, there is, we've got cable TV.  
 W: Oh, that's great.  
 C: Well, here's your room key. If you need anything else, more towels or anything, the office is open until midnight.  
 W: I wonder if I could get a wake-up call for 6:00 A.M. tomorrow?  
 C: Well, you'll find an alarm clock in your room. I am afraid that's the best we can do.  
 W: OK. Thanks again.

## Review Unit 9

### LISTEN TO THIS PAGE 79

Enjoy the best of London's sights—from the top of an open-topped double-decker bus. Our full-day tour of London includes all the famous highlights and legendary landmarks of this historic city, such as the Tower of London, Big Ben, and Westminster Abbey. Relax and enjoy the fantastic views while listening to an entertaining and informative commentary from one of our expert guides. Recorded commentaries in languages other than English are available on request. Complimentary soft drinks are available.

Tickets are \$35.00 for adults and \$15.00 for children under 14. The tour lasts approximately two hours. Tickets can be purchased from the Information Center, selected hotels or, easiest of all, on the buses themselves. Keep your ticket and get on and off the tour bus to explore points of interest along the way. Or stop for lunch, which is not included in the tour. In one of London's many historic pubs. You can board any of our tour routes at over 90 different stops around the city. Buses run every 10 to 20 minutes.

The ticket price also includes a river cruise between Westminster Abbey and the Tower of London.

Hop on board for an unforgettable experience.

## Unit 10

GIVE IT A TRY

PAGE 81

### 1. Asking who someone is

- A: Who's that woman?  
B: Which one?  
A: The one in the purple sweater.  
B: She's the one who just moved into my apartment building.

### 2. Identifying someone

- A: Is Matt the one whose brother drives the red sports car?  
B: Yes, that's right.

LISTEN TO THIS

PAGE 82

- A: This is a great apartment.  
C: I think so, too. Excuse me, but do I know you?  
A: No, this Adam. I came with Carl. I don't really know anyone here. Carl's told me about most of his friends, but I can't match the names with the faces.  
C: Well, let's see... OK, do you see that woman in the pink shirt?  
A: Yeah.  
C: That's Diana. She's the one who's moving to England next week. The party's for her.  
A: OK. And who's that guy?  
C: Which one?  
A: The one in the green chair.  
C: That's Cliff. He works in a bank.  
A: Oh? Is he the man who owns the racelorses?  
C: That's right. And do you see that guy with the beard?  
A: Oh-huh.  
C: That's Norm.  
A: Is he the one who owns the restaurant?  
C: No, Norm runs a dance studio. Let's see. Who else?  
A: Well, I don't want to embarrass myself. Which one is the hostess? Her name is Gina, right?  
C: That's right. And I'm Gina. Nice to meet you. Glad you like my apartment!

GIVE IT A TRY

PAGE 85

### 1. Asking what someone is like

- A: What do you think of Professor Vance?  
B: He's boring.

### 2. Discussing qualities

- A: My friend is great!  
B: What makes her so great?  
A: She's smart, so you can learn a lot from her.

LISTEN TO THIS

PAGE 86

- B: I'm really mad at Mom and Dad.  
C: Why? What did they do?  
B: I asked them for a leather jacket for my birthday, and they just got me this stupid raincoat.  
C: Oh, come on. It's a great coat.  
B: I don't care if I wanted leather.

- C: You have leather is expensive. Maybe they didn't have enough money.  
B: I want to return it and get leather. All my friends have leather jackets.  
C: They don't all have leather jackets.  
B: Anyway, on your birthday, Mom and Dad gave you what you asked for.  
C: That's true, but all I asked for was a new pair of jeans.  
B: I hate this raincoat.  
C: All right, how much is a leather jacket?  
B: If I return this raincoat, all I need is another \$50.00.  
C: OK, I'll lend you the \$50.00, but you have to pay me back.  
B: Great. Thank you so much, Sis!

## Unit 11

GIVE IT A TRY

PAGE 89

### 1. Discussing experiences (1)

- A: Have you ever tried snowboarding?  
B: Yes, I have.  
A: When?  
B: I've done it lots of times.

### 2. Discussing experiences (2)

- A: Have you ever tried mountain climbing?  
B: Yes, I've done it lots of times.  
A: When was the last time you went mountain climbing?  
B: The last time was in the spring. I fell and hurt my leg.

### 3. Discussing experiences (3)

- B: I tried snowboarding last winter.  
A: Really? What was it like?  
B: I was terrified at first.

LISTEN TO THIS

PAGE 90

**1**  
You need to go somewhere where there's a fair bit of wind. Most people start with a two-liner. We spent hours running up and down the beach with it first, and then when we finally got to go out onto the water, I got the lines tangled up right away. Once you're up on your feet it's fine, but it took me about two hours the first time I tried it. It was very frustrating. I spent more time in the water than on the board! I was totally exhausted.

**2**  
You need to go up somewhere really high. You never get tired of that wonderful feeling when you lift off and you're suspended in the air, thousands of feet above land with nothing but the sound of a gentle breeze. You feel so calm and peaceful. It's exhilarating. There's nothing like it!

**3**  
You have to get up somewhere really high like a bridge or a tower. Or people sometimes use helicopters or hot air balloons. You have a body harness on. There's a bunch of cords attached to your middle. And then you jump!

From the bridge you can get ten or three really good bouzies. Scary? You bet! It scared the fire out of me! Terrific!

GIVE IT A TRY

PAGE 93

### 1. Telling a story

#### PRACTICE 1

- A: Did I ever tell you about the time I found \$150?  
B: No. What happened?  
A: I was taking the train to my judo class, when I saw a wallet on the seat next to me.

#### PRACTICE 2

- A: I was taking the train to my judo class, when I saw a wallet on the seat next to me.  
B: What did you do?  
A: I gave it to a police officer when I got off.

### 2. Responding to someone's story

- A: I turned the wallet into the police.  
B: Good for you. That was really honest of you. Did they find the owner?

LISTEN TO THIS

PAGE 94

- 1.** The most embarrassing thing that ever happened to me was a couple of years ago when I had just passed my driving test. I was driving through the city, very pleased and happy that I was driving on my own at last. There was quite a lot of traffic, but it wasn't too bad. In fact, the cars were moving very slowly, which was fine for me. Then suddenly, the engine cut out.  
**2.** The car stopped?  
**L:** Yes! Well, I tried to start it up again, but I must have flooded the engine or something, because it just wouldn't start.  
**P:** Oh, no! What did you do then?  
**L:** I just didn't know what to do! I started to panic. I was in the middle of this really busy street, four lanes of traffic all around me, cars starting to line up behind me. I couldn't leave the car to go and get help. I just sat there, terrified.  
**P:** That sounds awful. How embarrassing. And then what happened?  
**L:** I suppose I was sitting there for at least ten minutes, but it seemed like an hour. And then a man came up out of the subway, saw what was happening, and came over to the car. And together we pushed the car over to the sidewalk, out of the way of the traffic. I was so relieved! I mean, he knew immediately what to do, and it was so simple, really.  
**P:** Wow! What did you say to him?  
**L:** Well, that was the funny thing. He couldn't speak any English, so I couldn't tell him how grateful I was. He just smiled and went away.  
**P:** And you never saw him again?  
**L:** No, I never saw him again.

## Review Unit 12

LISTEN TO THIS

PAGE 105

M: The question of censorship on the Internet always raises a lot of controversy. Tonight we'll hear opinions from people from four different countries. Our guests tonight are Roger from Canada, Tomomi from Japan, Antonio from Italy, and Frank from Hong Kong. Roger, let's start with you.

R: I'm against any sort of government censorship on the Internet. I think the Internet should be freely available to everyone who wants to express his or her opinion. Once you start trying to control it, it just becomes a political tool for the government.

T: I disagree with Roger. I think that there are a lot of harmful sites on the Web that are not suitable for children. I think it's fine if parents or schools want to control what children can access on the Internet.

M: That's a good point. So you think censorship is OK. Antonio, what do you think?

A: I think Tomomi is right. We do need some kind of censorship to make sure that the Internet is educational and not used for criminal purposes.

M: Frank, what's your opinion?

F: Well, I know it sounds strange, but I think that children have to learn to distinguish good and bad on the Internet, just as they do in real life. We can't protect them all the time. They have to learn to protect themselves. So I guess I am against any kind of censorship.

M: Thank you, guests. You've heard some opinions from around the world. Now we want to hear your opinions. E-mail us with your comments at [www.news.com](http://www.news.com)

## Unit 12

### GIVE IT A TRY

PAGE 97

- Asking and giving opinions  
A: What did you think of the movie?  
B: I thought it was great.
- Agreeing and disagreeing with opinions  
A: What did you think of the movie?  
B: I thought it was great.  
A: So did I.
- Giving reasons  
A: What did you think of the movie?  
B: I thought it was terrible.  
A: What didn't you like about it?  
B: It was too violent.

### LISTEN TO THIS

PAGE 98

- M: Welcome to another edition of *The Critical Eye*. Tonight, Jean Lovitt and Henry Pandit will give you their opinions on movies that will be opening soon in movie theaters across America.
- H: Good evening, Jean.
- J: Good evening, Henry. The first movie we're going to talk about tonight is *The Final Chapter*. Of course, I don't want to reveal too much, but it involves politics, murder, and a writer who uncovers some deadly secrets. This movie has everything—mystery, suspense, romance, and action. The problem is, the movie just doesn't work.
- H: Why didn't you like it? I thought it was a great story. It kept my attention. There were a lot of details to remember, but it never got confusing. I thought the story was excellent.
- J: You did? I didn't. I thought there were too many details. I found it really slow-moving and frustrating. I mean, they didn't need the romance between the detective and the writer.
- H: That's true, but I think they wanted the characters to have more personality. I liked the characters more because of the romance.
- J: Well, I didn't really like them because their relationship was just too slow-moving and boring. But, I thought the acting was good. Sam Foster's character was so real. I really liked his acting.
- H: You did? I didn't. He was just OK. I really thought newcomer Cassie Lane, as the writer, was a bore! It's too bad—two good characters almost ruined by two bad acting jobs.
- J: Well, I have to say, don't waste your money on this movie! The story is confusing and the characters are silly. Good acting couldn't save it!
- H: And I say, the acting isn't that great, but the story and the characters are good enough to keep you entertained.

- J: Now it's up to you. You've heard our opinions.
- H: Now the final decision is yours.

### GIVE IT A TRY

PAGE 101

- Asking and giving opinions  
A: What do you think about violence in movies?  
D: Well, if you ask me, I think it is a problem.  
A: I agree. Kids grow up thinking that it's OK to hurt people.  
B: I think so, too.
- Agreeing and adding a reason  
A: Personally, I think romantic movies with happy endings are silly. They give people unrealistic expectations.  
B: That's true. They're so superficial. They don't deal with real-life issues at all.
- Seeing the other side  
A: I think romantic movies with happy endings are silly. They give people unrealistic expectations.  
B: That's true, but at least they don't encourage people to commit crimes and kill each other.

### LISTEN TO THIS

PAGE 102

- J: M: I see in the paper they're sending another rocket to Mars.  
W: Oh, great. How much is that going to cost?  
M: Oh, a couple of million, I guess.  
W: Well, I think it's a big waste of money! There are poor countries and people starving on this planet. I think these space flights are stupid.  
M: I don't think so. Because of them we have TV and weather satellites. Besides, we might have to live there some day.  
W: Not me! I'm staying right here.
- J: M: Your dog was barking all day yesterday. You shouldn't leave him at home like that.  
W: That's only because my mother went out for the day. Usually he's a very quiet dog.  
M: I don't agree with keeping pets. Especially when you live in apartments as small as ours. It's not good for animals to be in a small space like that. They need to run around in the fresh air.  
W: Our dog is very happy at home with us. He has a very nice life! Only the best food, and lots of love and attention from me and my mom!  
M: I suppose he keeps your mother company....  
W: Yes, and it's good exercise for her when she takes him for a walk.  
M: Well, I guess it's OK... Just try not to leave him alone all day again, OK?

## Review Unit 10

### LISTEN TO THIS

PAGE 104

- J: M: What a terrible contrast. No tip for her.  
W: Well, I'm going to tip her. It's a tough job, especially at lunchtime. I used to be a waitress, so I know.
- J: W: Our computer teacher is really boring. I'm sure I could teach better than that!  
M: Oh yeah, since when are you an expert on computers?  
W: I could teach a computer class if I wanted to!  
M: You don't know what you're talking about! I'm glad I'm not in your class!
- J: W: Hi! I'm Lisa! Are you a new student?  
M: Yes, it's my first day, and I don't know anyone here.  
W: Oh, I know everyone! And I've only been here two days. You'll soon make friends, don't worry. I'll introduce you to everyone I know!  
M: That's really very kind of you. Thanks a lot!

## Review Unit 11

### LISTEN TO THIS

PAGE 104

This happened to me about four years ago in the summer. I was driving home from work one night. It was about eight in the evening. It was just getting dark. There was a beautiful sunset. I'd had a very difficult day at work, and I was looking forward to a nice relaxing evening at home.

I looked up at the sky, and I saw this string of bright lights. It looked like a group of airplanes. But I couldn't hear anything, and they were moving very slowly. Much more slowly than any airplanes I have ever seen. It was weird. Then suddenly, I saw more lights behind me, all different colors. So I stopped the car and got out. I was like a fireworks display—red, blue, green, and then these white lights in a circle around me. And I was very quiet. I stood there holding on to the car, waiting to see what would happen next. I wasn't scared. I just felt kind of fascinated. It must have gone on for perhaps an hour. Then suddenly, it all disappeared, and I was in the dark.

What did I do next? Well, I sat in my car for a while because the bright lights had made my eyes a bit funny. And I tried to calm down. In my mind, I was trying to find a rational explanation for it. But to tell you the truth, to this day, I have no idea what it was.